

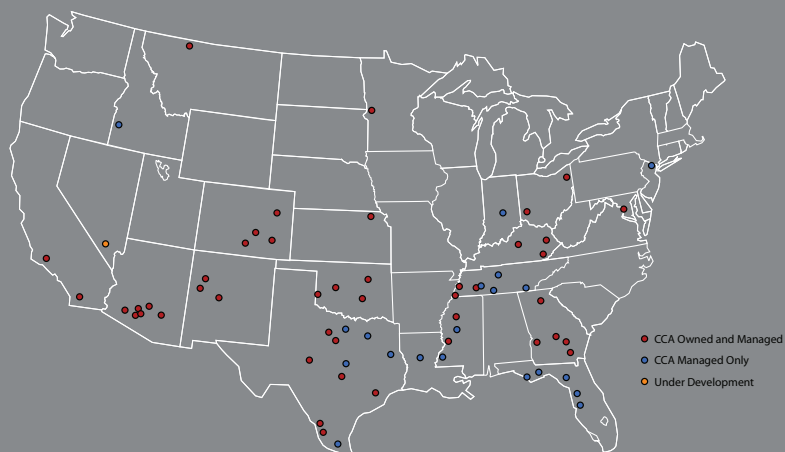


2008 Letter to Shareholders



WHO WE ARE

Corrections Corporation of America is the nation's largest owner and operator of privatized correctional and detention facilities and the leading corrections management provider to federal, state, and local governmental agencies. We currently operate 65 facilities, including 41 company-owned facilities, with a total design capacity of approximately 78,000 beds in 19 states and the District of Columbia. We specialize in owning, operating and managing prisons and other correctional and detention facilities, and providing inmate residential and prisoner transportation services for governmental agencies. We also offer a variety of rehabilitation and educational programs intended to help reduce recidivism and to prepare inmates for their successful re-entry into society.



Operational Overview

- CCA celebrated its 25th anniversary by reporting record revenues and net income in 2008
- Total revenues increased 9.8% to \$1.6 billion
- Diluted earnings per share rose 13.2% to \$1.20
- Invested nearly \$447 million in new facilities and added 8,275 new beds in 2008
- Generated almost \$274 million in cash from operations in 2008

John D. Ferguson, left and
Damon Hininger



CCA celebrated its 25th year in business by reporting record revenues and net income in 2008, highlighting the strong fundamentals of our business even during a year marked by economic turmoil and recession. Total revenues increased 9.8% to nearly \$1.6 billion and net income per diluted share increased 13.2% to \$1.20 compared with the prior year. We believe our excellent results underscore our sound operating model, strong financial condition and the continued demand for new prison beds from federal, state and local customers.

CCA – The National Leader

Corrections Corporation of America is the largest owner and operator of private correctional and detention facilities in the U.S. At year-end 2008, we housed approximately 76,000 inmates in 63 facilities on behalf of multiple local agencies, 20 states, the District of Columbia, and all three federal agencies that are responsible for inmate populations. We operate the fifth largest correctional system in the nation, with only the Federal Bureau of Prisons and three states operating a system larger than CCA.

Our operations currently include 44 company-owned facilities with 61,054 beds and 20 managed-only facilities with 24,519 beds. Last year, 89% of facility contribution was generated from our company-owned facilities. Our company-owned facilities provide a predictable revenue stream based on the staggered expiration of contracts and high renewal rates. Our

contracts typically have terms of one to five years and have multiple renewal options. Certain contracts also have guaranteed occupancy levels with 'take or pay' provisions that add to the predictability of our revenue stream.

CCA's growth has benefited from the significant number of new beds we have added in recent years to attract state and federal customers requiring additional bed capacity. Our expansion program is a key part of our strategy to provide just-in-time bed solutions for existing and potential customers. During 2008, we added 8,275 new beds, with over half this amount coming online during the last two quarters of the year. Additionally, we added 1,020 beds during the first quarter of 2009 to fulfill our contract with the state of California.

Increased Demand for Prison Beds

There are three key drivers contributing to the increased demand for prison beds in the U.S. First, public prisons are overcrowded. According to the Bureau of Justice Statistics – Prisoners 2007 report, there were 19 states operating at 100% or more of their highest capacity measures and the Federal prison system was operating at 136% of capacity.

A second factor contributing to the increased demand for prison beds includes demographic trends that relate to the growing population in the U.S. A recent study released by the Pew Charitable Trust indicates

CCA's financial results for 2008 reflected the strong demand for prison beds across every market segment.

that one in every 100 U.S. adults are in prison or in jail. With the U.S. population estimated to grow by more than 18.5 million between 2007 and 2015, about 20,000 prisoners per year will be added to the system over the next seven years if historical trends in incarceration rates continue. According to a study released by the Pew Charitable Trust in 2007, state prison populations are projected to add more than 90,000 inmates over the next three years. In addition to new prisoners generated through growth in our nation's population, high recidivism rates will also contribute to increased demand for prison beds.

Finally, we believe the constrained public supply of prison beds, combined with substantial lead times to deliver new beds and significant pressure on state budgets will result in more prison beds being outsourced to private sector providers such as CCA. The increased demand for outsourced beds is highlighted by the fact that the private sector accounted for nearly half of all new prison beds added in the U.S. during 2007. We believe the continued constraints on state budgets, particularly during these tough economic times, will benefit the private sector.

Our just-in-time program is designed to meet the needs of states and the federal government to house new inmates on an immediate and cost-effective basis. The success of our program is evident in the absorption rate of new beds we added and the increased per diem rates we achieved in 2008. CCA's total compensated man-days, or the number of calendar days we are compensated for one inmate, rose 5.8% to 27.8 million and our revenue per man-day rose 4.5% to \$57.07 compared with 2007.

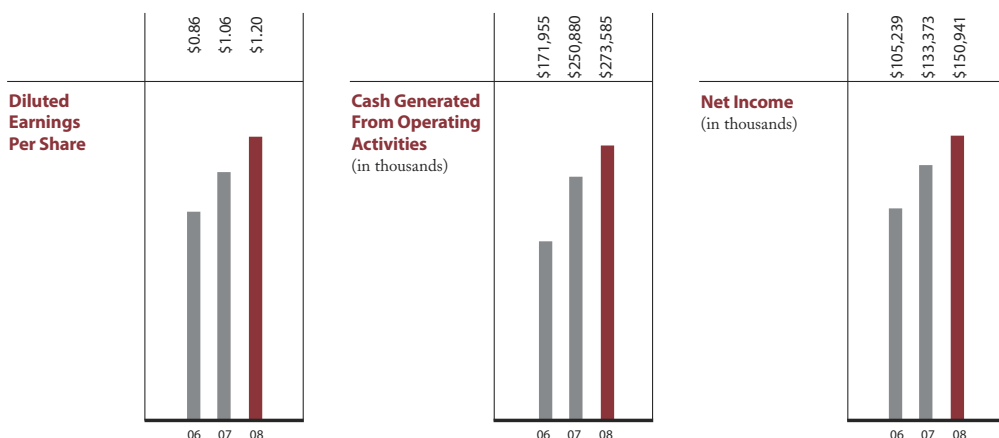
Record 2008 Financial Results

CCA achieved record revenues and net income in 2008. Revenues totaled \$1.6 billion and benefited from an increase in per diem rates and higher inmate populations. Our per diem rates rose 4.5% compared with the prior year. Our average compensated population rose 5.5% to 75,986 from 72,050 compared with 2007 and reflected the strong demand for beds from California, Arizona and Immigration and Customs Enforcement, or ICE. Management revenue from state customers rose 15.6% to \$831.9 million in 2008 and accounted for 52% of management revenues. Our revenue from Federal customers rose 5.9% to \$628.9 million, or 40% of management revenues for 2008.

Net income was a record \$150.9 million in 2008. Net income per diluted share rose 13.2% to \$1.20 compared with 2007. The growth in our earnings benefited from our higher revenue base and an increase in our operating margin per compensated man-day of 30.4% in 2008. We have invested a significant amount of resources in improving our operating efficiency that includes new prison designs that are more cost-efficient to operate, adopted best practices that we developed from our broad experience in the industry, and leveraged our information technology to reduce costs. We are very pleased with the improved operating efficiency of our facilities while maintaining our very high level of safety and security.

In November 2008, our Board of Directors approved a stock repurchase program to buy back up to \$150 million of our common stock. We believe this authorization underscores

Financial Overview



our confidence in the future of CCA and our strong financial position to fund this program.

In 2008, cash generated by operating activities totaled \$273.6 million and we ended the year with \$34.1 million in cash. We also had \$191.3 million of availability under our revolving credit facility. We used our strong financial position to invest over \$446.9 million in new bed capacity during 2008 and repurchase \$16.6 million of CCA stock during the year.

We believe our financial strength sets us apart from our competitors in our ability to fund new facilities and expand existing ones, particularly during a soft economy. Based on our cash on hand, cash generated from operations, funds available from our revolving credit facility, and no debt maturities until May 2011, we believe we have the ability to fund our capital requirements as well as our stock repurchase program in the coming year.

Focus on the Future

We are pleased with our aggressive development efforts in 2008 that provide us with an attractive inventory of beds as we enter 2009. We believe our inventory of beds provides CCA with a competitive advantage for winning new contract awards, as this just-in-time availability offers our customers immediate solutions to overcrowding conditions as well as inmate population growth.

We are taking a more conservative approach to adding new capacity during 2009 due to challenging economic conditions. However, inmate populations continued to grow during past recessions in the U.S., albeit at a slower rate, and have then accelerated following economic recovery. We believe our future growth will benefit from our compelling value proposition and the flexible solutions we provide.

We expect the long-term trend in prison populations to grow, providing CCA with continued growth opportunities. We believe our leadership position in the industry, strong balance sheet and ability to meet the future needs of our customers provide us continued opportunities to build shareholder value.

We value your investment in CCA and look forward to reporting on our progress in 2009.

John D. Ferguson
Chairman of the Board and Chief Executive Officer

Damon Hininger
President and Chief Operating Officer

**Corporate Office**

Corrections Corporation of America
10 Burton Hills Boulevard
Nashville, TN 37215
(615) 263-3000
Website: www.correctionscorp.com

Stock Information

Our Common Stock is listed on the New York Stock Exchange, under the symbol CXW.

Stock Transfer Agent and Registrar

American Stock Transfer and Trust Company
59 Maiden Lane
New York, NY 10038
800-937-5449

Inquiries regarding stock transfers, lost certificates or address changes should be directed to the registrar and transfer agent at the address above.

Form 10-K and NYSE Certifications

Upon written request, we will provide without charge a copy of our Form 10-K for the fiscal year ended December 31, 2008. Requests should be directed to:

Investor Relations
Corrections Corporation of America
10 Burton Hills Boulevard
Nashville, TN 37215

Our Form 10-K is also available on our website at www.correctionscorp.com.

The Company has submitted an unqualified Section 12(a) CEO Certification to the NYSE in 2008, pursuant to Section 303A.12 of the NYSE Listed Company Manual. The Company filed with the SEC the CEO/CFO Certifications required under Section 302 of the Sarbanes-Oxley Act of 2002 as an exhibit to the Company's Annual Report on Form 10-K for 2008.



2008 Annual Report on Form 10-K



**UNITED STATES
SECURITIES AND EXCHANGE COMMISSION
WASHINGTON, D.C. 20549**

FORM 10-K

**[X] ANNUAL REPORT PURSUANT TO SECTION 13 OR 15(d)
OF THE SECURITIES EXCHANGE ACT OF 1934**

For the fiscal year ended December 31, 2008

OR

**| | TRANSITION REPORT PURSUANT TO SECTION 13 OR 15(d)
OF THE SECURITIES EXCHANGE ACT OF 1934**

Commission file number: 001-16109

CORRECTIONS CORPORATION OF AMERICA

(Exact name of registrant as specified in its charter)

MARYLAND

(State or other jurisdiction of
incorporation or organization)

62-1763875

(I.R.S. Employer
Identification No.)

10 BURTON HILLS BLVD., NASHVILLE, TENNESSEE 37215

(Address and zip code of principal executive office)

REGISTRANT'S TELEPHONE NUMBER, INCLUDING AREA CODE: (615) 263-3000

SECURITIES REGISTERED PURSUANT TO SECTION 12(b) OF THE ACT:

Title of each class

Name of each exchange on which registered

Common Stock, \$.01 par value per share

New York Stock Exchange

SECURITIES REGISTERED PURSUANT TO SECTION 12(g) OF THE ACT: NONE

Indicate by check mark if the registrant is a well-known seasoned issuer, as defined in Rule 405 of the Securities Act. Yes [X] No []

Indicate by check mark if the registrant is not required to file reports pursuant to Section 13 or Section 15 (d) of the Act. Yes [] No [X]

Indicate by check mark whether the registrant (1) has filed all reports required to be filed by Section 13 or 15(d) of the Securities Exchange Act of 1934 during the preceding 12 months (or for such shorter period that the registrant was required to file such reports), and (2) has been subject to such filing requirements for the past 90 days. Yes [X] No []

Indicate by check mark if disclosure of delinquent filers pursuant to Item 405 of Regulation S-K is not contained herein, and will not be contained, to the best of the registrant's knowledge, in definitive proxy or information statements incorporated by reference in Part III of this Form 10-K or any amendment to this Form 10-K. []

Indicate by check mark whether the registrant is a large accelerated filer, an accelerated filer, or a non-accelerated filer. See definition of "accelerated filer and large accelerated filer" in Rule 12b-2 of the Exchange Act. (Check one):

Large accelerated filer [X]

Accelerated filer []

Non-accelerated filer [] (Do not check if a smaller reporting company)

Smaller reporting company []

Indicate by check mark whether the registrant is a shell company (as defined in Rule 12b-2 of the Act.). Yes [] No [X]

The aggregate market value of the shares of the registrant's Common Stock held by non-affiliates was approximately \$3,330,002,705 as of June 30, 2008, based on the closing price of such shares on the New York Stock Exchange on that day. The number of shares of the registrant's Common Stock outstanding on February 23, 2009 was 119,967,827.

DOCUMENTS INCORPORATED BY REFERENCE:

Portions of the registrant's definitive Proxy Statement for the 2009 Annual Meeting of Stockholders, currently scheduled to be held on May 14, 2009, are incorporated by reference into Part III of this Annual Report on Form 10-K.

CORRECTIONS CORPORATION OF AMERICA
FORM 10-K
For the fiscal year ended December 31, 2008

TABLE OF CONTENTS

<u>Item No.</u>		<u>Page</u>
PART I		
1.	Business	
	Overview	3
	Operations	3
	Facility Portfolio	5
	Business Development	10
	Competitive Strengths	11
	Business Strategy	13
	Capital Strategy	13
	The Corrections and Detention Industry	14
	Government Regulation	15
	Insurance	16
	Employees	16
	Competition	16
1A.	Risk Factors	17
1B.	Unresolved Staff Comments	25
2.	Properties	25
3.	Legal Proceedings	25
4.	Submission of Matters to a Vote of Security Holders	25
PART II		
5.	Market for Registrant's Common Equity, Related Stockholder Matters and Issuer Purchases of Equity Securities	26
	Market Price of and Distributions on Capital Stock	26
	Dividend Policy	28
	Issuer Purchases of Equity Securities	28
6.	Selected Financial Data	28
7.	Management's Discussion and Analysis of Financial Condition and Results of Operations	30
	Overview	30
	Critical Accounting Policies	32
	Results of Operations	33
	Liquidity and Capital Resources	46
	Inflation	50
	Seasonality and Quarterly Results	51
7A.	Quantitative and Qualitative Disclosures about Market Risk	51
8.	Financial Statements and Supplementary Data	51
9.	Changes in and Disagreements with Accountants on Accounting and Financial Disclosure	51
9A.	Controls and Procedures	51
9B.	Other Information	54
PART III		
10.	Directors, Executive Officers and Corporate Governance	54
11.	Executive Compensation	54
12.	Security Ownership of Certain Beneficial Owners and Management and Related Stockholder Matters	54
13.	Certain Relationships and Related Transactions and Director Independence	55
14.	Principal Accounting Fees and Services	55
PART IV		
15.	Exhibits and Financial Statement Schedules	56

SIGNATURES

CAUTIONARY STATEMENT REGARDING FORWARD-LOOKING INFORMATION

This annual report on Form 10-K contains statements that are forward-looking statements as defined within the meaning of the Private Securities Litigation Reform Act of 1995. Forward-looking statements give our current expectations of forecasts of future events. All statements other than statements of current or historical fact contained in this annual report, including statements regarding our future financial position, business strategy, budgets, projected costs, and plans and objectives of management for future operations, are forward-looking statements. The words “anticipate,” “believe,” “continue,” “estimate,” “expect,” “intend,” “may,” “plan,” “projects,” “will,” and similar expressions, as they relate to us, are intended to identify forward-looking statements. These statements are based on our current plans and actual future activities, and our results of operations may be materially different from those set forth in the forward-looking statements. In particular these include, among other things, statements relating to:

- general economic and market conditions, including the impact governmental budgets can have on our per diem rates and occupancy;
- fluctuations in our operating results because of, among other things, changes in occupancy levels, competition, increases in costs of operations, fluctuations in interest rates and risks of operations;
- changes in the privatization of the corrections and detention industry and the public acceptance of our services;
- our ability to obtain and maintain correctional facility management contracts, including as the result of sufficient governmental appropriations, inmate disturbances, and the timing of the opening of new facilities and the commencement of new management contracts as well as our ability to utilize current available beds and new capacity as development and expansion projects are completed;
- increases in costs to develop or expand correctional facilities that exceed original estimates, or the inability to complete such projects on schedule as a result of various factors, many of which are beyond our control, such as weather, labor conditions, and material shortages, resulting in increased construction costs;
- changes in government policy and in legislation and regulation of the corrections and detention industry that adversely affect our business including, but not limited to, judicial challenges regarding the transfer of California inmates to out-of-state private correctional facilities; and
- the availability of debt and equity financing on terms that are favorable to us.

Any or all of our forward-looking statements in this annual report may turn out to be inaccurate. We have based these forward-looking statements largely on our current expectations and projections about future events and financial trends that we believe may affect our financial condition, results of operations, business strategy and financial needs. They can be affected by inaccurate assumptions we might make or by known or unknown risks, uncertainties and assumptions, including the risks, uncertainties and assumptions described in “Risk Factors.”

In light of these risks, uncertainties and assumptions, the forward-looking events and circumstances discussed in this annual report may not occur and actual results could differ materially from those anticipated or implied in the forward-looking statements. When you consider these forward-looking statements, you should keep in mind the risk factors and other cautionary statements in this annual report, including in “Management’s Discussion and Analysis of Financial Condition and Results of Operations” and “Business.”

Our forward-looking statements speak only as of the date made. We undertake no obligation to publicly update or revise forward-looking statements, whether as a result of new information, future events or otherwise. All subsequent written and oral forward-looking statements attributable to us or persons acting on our behalf are expressly qualified in their entirety by the cautionary statements contained in this annual report.

PART I.

ITEM 1. BUSINESS.

Overview

We are the nation's largest owner and operator of privatized correctional and detention facilities and one of the largest prison operators in the United States behind only the federal government and three states. We currently operate 64 correctional and detention facilities, including 44 facilities that we own, with a total design capacity of approximately 85,000 beds in 19 states and the District of Columbia. Further, during the second quarter of 2008 we were awarded a contract by the Office of Federal Detention Trustee to design, build, and operate a new 1,072-bed correctional facility in Pahrump, Nevada, which is currently expected to be completed during the second quarter of 2010. We also own two additional correctional facilities that we lease to third-party operators.

We specialize in owning, operating, and managing prisons and other correctional facilities and providing inmate residential and prisoner transportation services for governmental agencies. In addition to providing the fundamental residential services relating to inmates, our facilities offer a variety of rehabilitation and educational programs, including basic education, religious services, life skills and employment training and substance abuse treatment. These services are intended to help reduce recidivism and to prepare inmates for their successful reentry into society upon their release. We also provide health care (including medical, dental, and psychiatric services), food services, and work and recreational programs.

Our website address is www.correctionscorp.com. We make our Annual Reports on Form 10-K, Quarterly Reports on Form 10-Q, Current Reports on Form 8-K, and amendments to those reports under the Securities Exchange Act of 1934, as amended (the "Exchange Act"), available on our website, free of charge, as soon as reasonably practicable after these reports are filed with or furnished to the Securities and Exchange Commission (the "SEC"). Information contained on our website is not part of this report.

Operations

Management and Operation of Correctional and Detention Facilities

Our customers consist of federal, state, and local correctional and detention authorities. For the years ended December 31, 2008, 2007, and 2006, federal correctional and detention authorities represented 39%, 41%, and 40%, respectively, of our total revenue. Federal correctional and detention authorities primarily consist of the Federal Bureau of Prisons, or the BOP, the United States Marshals Service, or the USMS, and the U.S. Immigration and Customs Enforcement, or ICE.

Our management services contracts typically have terms of three to five years and contain multiple renewal options. Most of our facility contracts also contain clauses that allow the government agency to terminate the contract at any time without cause, and our contracts are generally subject to annual or bi-annual legislative appropriations of funds.

We are compensated for operating and managing facilities at an inmate per diem rate based upon actual or minimum guaranteed occupancy levels. Occupancy rates for a particular facility are typically low when first opened or immediately following an expansion. However, beyond the start-up period, which typically ranges from 90 to 180 days, the occupancy rate tends to stabilize. For the years 2008, 2007, and 2006, the average compensated occupancy of our facilities, based on rated capacity, was 95.5%, 98.2%, and 95.0%, respectively, for all of the facilities we owned or managed, exclusive of facilities where operations have been discontinued. As a result of recently completed bed development, we had seven facilities that provided us with approximately 6,200 available beds as of December 31, 2008, including primarily 2,232 beds at our new Adams County Correctional Center in Mississippi, as well as expansion beds at three of our Oklahoma facilities, two of our Colorado facilities, and our Tallahatchie County Correctional Facility located in Mississippi.

Focus on Delivering New Bed Capacity

As a result of demand for prison beds from both our federal and state customers and the utilization of a significant portion of our existing available beds, we intensified our efforts to deliver new capacity to address the lack of available beds that our existing and potential customers are experiencing. During 2008, we completed construction of our new 2,232-bed Adams County Correctional Center and began development of a 1,072-bed correctional facility located in Nevada. During 2008, we also completed 2,040 beds at our new La Palma Correctional Center, with the final 1,020 beds completed during the first quarter of 2009. This 3,060-bed facility is expected to be fully utilized by the State of California Department of Corrections and Rehabilitation (“CDCR”). Further, we expanded seven of the facilities we own by an aggregate of 4,000 beds.

Although the demand for prison beds in the short term could be affected by the severe budget challenges many of our customers currently face, these challenges put further pressure on our customers’ ability to construct new prison beds of their own, which we believe could result in further reliance on the private sector for providing the capacity we believe our customers will need in the long term. Accordingly, we are actively pursuing a number of additional sites for new prison development and are evaluating potential opportunities for further expansions.

Operating Procedures

Pursuant to the terms of our management contracts, we are responsible for the overall operations of our facilities, including staff recruitment, general administration of the facilities, facility maintenance, security, and supervision of the offenders. We are required by our contracts to maintain certain levels of insurance coverage for general liability, workers’ compensation, vehicle liability, and property loss or damage. We are also required to indemnify the contracting agencies for claims and costs arising out of our operations and, in certain cases, to maintain performance bonds and other collateral requirements. Approximately 92% of the facilities we operated at December 31, 2008 were accredited by the American Correctional Association Commission on Accreditation. The American Correctional Association, or the ACA, is an independent organization comprised of corrections professionals that establish accreditation standards for correctional and detention institutions.

We provide a variety of rehabilitative and educational programs at our facilities. Inmates at most facilities we manage may receive basic education through academic programs designed to improve literacy levels and the opportunity to acquire GED certificates. We also offer vocational training to inmates who lack marketable job skills. Our craft vocational training programs are accredited by the National Center for Construction Education and Research. This organization provides training curriculum and establishes industry standards for over 4,000 construction and trade organizations in the United States and several foreign countries. In addition, we offer life skills transition planning programs that provide inmates with job search skills, health education, financial responsibility training, parenting training, and other skills associated with becoming productive citizens. At many of our facilities, we also offer counseling, education and/or treatment to inmates with alcohol and drug abuse problems through our “Strategies for Change” and Residential Drug Addictions Treatment Program, or RDAP. Equally significant, we offer cognitive behavioral programs aimed at changing the anti-social attitudes and behaviors of offenders, and faith-based and religious programs that offer all offenders the opportunity to practice their spiritual beliefs. These programs incorporate the use of thousands of volunteers, along with our staff, that assist in providing guidance, direction, and post-incarceration services to offenders. We believe these programs help reduce recidivism.

We operate our facilities in accordance with both company and facility-specific policies and procedures. The policies and procedures reflect the high standards generated by a number of sources, including the ACA, the Joint Commission on Accreditation of Healthcare Organizations, the National Commission on Correctional Healthcare, the Occupational Safety and Health Administration, federal, state, and local government guidelines, established correctional procedures, and company-wide policies and procedures that may exceed these guidelines. Outside agency standards, such as those established by the ACA, provide us with the industry’s most widely accepted operational guidelines. Our facilities not only operate under these established standards (we have sought and received accreditation for 60 of the facilities we operated as of December 31, 2008) but are consistently challenged by management to exceed these standards. This challenge is presented, in large part, through an extensive, comprehensive Quality Assurance Program. We intend to apply for ACA accreditation for all of our eligible facilities that are not currently accredited where it is economically feasible to complete the 18-24 month accreditation process.

Our Quality Assurance Department independently operates under the auspices of, and reports directly to, the Company’s Office of General Counsel. The Quality Assurance Department consists of two major sections. The first is the Research and Data Analysis Section which collects and analyzes performance metrics across multiple databases.

Through rigorous reporting and analyses of comprehensive, comparative statistics across disciplines, divisions, business units and the Company as a whole, the Research and Data Analysis Section provides timely, independently generated performance and trend data to senior management. The second major section within the Quality Assurance Department is the Operational Audit Section. This section consists of two full time audit teams comprised of subject matter experts from all the major discipline areas within institutional operations. These two audit teams conduct rigorous, on site annual evaluations of each facility within the Company with only minimal or no advance notice. Highly specialized, discipline specific audit tools, containing over 800 audited items, are employed in this detailed, comprehensive process. The results of these on site evaluations are used to discern areas of strength and areas in need of management attention. The audit findings also comprise a major part of our continuous operational risk assessment and management process. The Company has devoted significant resources to the Quality Assurance Department, enabling us to monitor compliance with contractual requirements, outside agency and accrediting organization standards. Quality Assurance closely monitors all efforts by our facilities to deliver the exceptional quality of services and operations expected.

Prisoner Transportation Services

We currently provide transportation services to governmental agencies through our wholly-owned subsidiary, TransCor America, LLC, or TransCor. During the years ended December 31, 2008, 2007, and 2006, TransCor generated total consolidated revenue of \$6.9 million, \$14.2 million, and \$15.1 million, respectively, comprising 0.4%, 1.0%, and 1.2% of our total consolidated revenue in each respective year. We believe TransCor provides a complementary service to our core business that enables us to quickly respond to our customers' transportation needs.

Facility Portfolio

General

Our facilities can generally be classified according to the level(s) of security at such facility. Minimum security facilities have open housing within an appropriately designed and patrolled institutional perimeter. Medium security facilities have either cells, rooms or dormitories, a secure perimeter, and some form of external patrol. Maximum security facilities have cells, a secure perimeter, and external patrol. Multi-security facilities have various areas encompassing minimum, medium or maximum security. Non-secure facilities are facilities having open housing that inhibit movement by their design. Secure facilities are facilities having cells, rooms, or dormitories, a secure perimeter, and some form of external patrol.

Our facilities can also be classified according to their primary function. The primary functional categories are:

- *Correctional Facilities.* Correctional facilities house and provide contractually agreed upon programs and services to sentenced adult prisoners, typically prisoners on whom a sentence in excess of one year has been imposed.
- *Detention Facilities.* Detention facilities house and provide contractually agreed upon programs and services to (i) prisoners being detained by ICE, (ii) prisoners who are awaiting trial who have been charged with violations of federal criminal law (and are therefore in the custody of the USMS) or state criminal law, and (iii) prisoners who have been convicted of crimes and on whom a sentence of one year or less has been imposed.
- *Leased Facilities.* Leased facilities are facilities that are within one of the above categories and that we own but do not manage. These facilities are leased to third-party operators.

Facilities and Facility Management Contracts

We own 46 correctional and detention facilities in 14 states and the District of Columbia, three of which we lease to third-party operators. We also own two corporate office buildings. Additionally, we currently manage 20 correctional and detention facilities owned by government agencies. The segment disclosures are included in Note 17 of the Notes to the Financial Statements. The following table sets forth all of the facilities which we currently (i) own and manage, (ii) own, but are leased to another operator, and (iii) manage but are owned by a government authority. The table includes certain information regarding each facility, including the term of the primary management contract related to such facility, or, in the case of facilities we own but lease to a third-party operator, the term of such lease. We have a number of management contracts and leases that expire in 2009 (or have expired) with no remaining renewal options. We continue to operate, and, unless otherwise noted, expect to continue to manage or lease these facilities, although we can provide no assurance that we will maintain our contracts to manage or lease these facilities or when new contracts will be renewed.

<u>Facility Name</u>	<u>Primary Customer</u>	<u>Design Capacity (A)</u>	<u>Security Level</u>	<u>Facility Type (B)</u>	<u>Term</u>	<u>Remaining Renewal Options (C)</u>
<u>Owned and Managed Facilities:</u>						
Central Arizona Detention Center Florence, Arizona	USMS	2,304	Multi	Detention	September 2013	(3) 5 year
Eloy Detention Center Eloy, Arizona	ICE	1,500	Medium	Detention	Indefinite	-
Florence Correctional Center Florence, Arizona	USMS	1,824	Multi	Correctional	September 2013	(3) 5 year
La Palma Correctional Center Eloy, Arizona	State of California	2,040	Medium	Correctional	June 2011	Indefinite
Red Rock Correctional Center Eloy, Arizona	State of Alaska	1,596	Medium	Correctional	June 2009	(5) 1 year
Saguaro Correctional Facility Eloy, Arizona	State of Hawaii	1,896	Medium	Correctional	June 2009	(1) 2 year
California City Correctional Center California City, California	BOP	2,304	Medium	Correctional	September 2009	(1) 1 year
San Diego Correctional Facility (D) San Diego, California	ICE	1,154	Minimum/ Medium	Detention	June 2011	(4) 3 year
Bent County Correctional Facility Las Animas, Colorado	State of Colorado	1,420	Medium	Correctional	June 2009	(1) 1 year
Crowley County Correctional Facility Olney Springs, Colorado	State of Colorado	1,794	Medium	Correctional	June 2009	(1) 1 year
Huerfano County Correctional Center (E) Walsenburg, Colorado	State of Colorado	752	Medium	Correctional	June 2009	(1) 1 year
Kit Carson Correctional Center Burlington, Colorado	State of Colorado	1,488	Medium	Correctional	June 2009	(1) 1 year
Coffee Correctional Facility (F) Nicholls, Georgia	State of Georgia	1,524	Medium	Correctional	June 2009	(20) 1 year
McRae Correctional Facility McRae, Georgia	BOP	1,524	Medium	Correctional	November 2009	(3) 1 year
Stewart Detention Center Lumpkin, Georgia	ICE	1,752	Medium	Detention	Indefinite	-
Wheeler Correctional Facility (F) Alamo, Georgia	State of Georgia	1,524	Medium	Correctional	June 2009	(20) 1 year
Leavenworth Detention Center Leavenworth, Kansas	USMS	1,033	Maximum	Detention	December 2011	(3) 5 year
Lee Adjustment Center Beattyville, Kentucky	State of Vermont	816	Minimum/ Medium	Correctional	June 2009	(2) 2 year
Marion Adjustment Center St. Mary, Kentucky	Commonwealth of Kentucky	826	Minimum	Correctional	June 2009	(2) 2 year
Otter Creek Correctional Center (G) Wheelwright, Kentucky	Commonwealth of Kentucky	656	Minimum/ Medium	Correctional	July 2009	(3) 2 year

<u>Facility Name</u>	<u>Primary Customer</u>	<u>Design Capacity (A)</u>	<u>Security Level</u>	<u>Facility Type (B)</u>	<u>Term</u>	<u>Remaining Renewal Options (C)</u>
Prairie Correctional Facility Appleton, Minnesota	State of Washington	1,600	Medium	Correctional	August 2009	Indefinite
Adams County Correctional Center Adams County, Mississippi	Various State or Federal Customers	2,232	Medium	Correctional	-	-
Tallahatchie County Correctional Facility (H) Tutwiler, Mississippi	State of California	2,672	Medium	Correctional	June 2011	Indefinite
Crossroads Correctional Center (I) Shelby, Montana	State of Montana	664	Multi	Correctional	August 2009	(5) 2 year
Cibola County Corrections Center Milan, New Mexico	BOP	1,129	Medium	Correctional	September 2009	(1) 1 year
New Mexico Women's Correctional Facility Grants, New Mexico	State of New Mexico	596	Multi	Correctional	June 2009	-
Torrance County Detention Facility Estancia, New Mexico	USMS	910	Multi	Detention	Indefinite	-
Northeast Ohio Correctional Center Youngstown, Ohio	BOP	2,016	Medium	Correctional	May 2009	(3) 2 year
Cimarron Correctional Facility (J) Cushing, Oklahoma	State of Oklahoma	1,692	Medium	Correctional	June 2009	-
Davis Correctional Facility (J) Holdenville, Oklahoma	State of Oklahoma	1,670	Medium	Correctional	June 2009	-
Diamondback Correctional Facility Watonga, Oklahoma	State of Arizona	2,160	Medium	Correctional	May 2009	(3) 1 year
North Fork Correctional Facility Sayre, Oklahoma	State of California	2,400	Medium	Correctional	June 2011	Indefinite
West Tennessee Detention Facility Mason, Tennessee	USMS	600	Multi	Detention	February 2010	-
Shelby Training Center Memphis, Tennessee	-	200	Secure	Juvenile	-	-
Whiteville Correctional Facility (K) Whiteville, Tennessee	State of Tennessee	1,536	Medium	Correctional	September 2008	(2) 1 year
Bridgeport Pre-Parole Transfer Facility Bridgeport, Texas	State of Texas	200	Medium	Correctional	February 2010	(1) 1 year
Eden Detention Center Eden, Texas	BOP	1,422	Medium	Correctional	April 2011	(3) 2 year
Houston Processing Center Houston, Texas	ICE	905	Medium	Detention	March 2009	-
Laredo Processing Center Laredo, Texas	ICE	258	Minimum/ Medium	Detention	Indefinite	-

<u>Facility Name</u>	<u>Primary Customer</u>	<u>Design Capacity (A)</u>	<u>Security Level</u>	<u>Facility Type (B)</u>	<u>Term</u>	<u>Remaining Renewal Options (C)</u>
Webb County Detention Center Laredo, Texas	USMS	480	Medium	Detention	November 2012	(1) 5 year
Mineral Wells Pre-Parole Transfer Facility Mineral Wells, Texas	State of Texas	2,103	Minimum	Correctional	February 2010	(1) 1 year
T. Don Hutto Residential Center Taylor, Texas	ICE	512	Non-secure	Detention	Indefinite	-
D.C. Correctional Treatment Facility (L) Washington, D.C.	District of Columbia	1,500	Medium	Detention	March 2017	-
<u>Managed Only Facilities:</u>						
Bay Correctional Facility Panama City, Florida	State of Florida	985	Medium	Correctional	June 2010	Indefinite
Citrus County Detention Facility Lecanto, Florida	Citrus County, Florida	760	Multi	Detention	September 2015	Indefinite
Gadsden Correctional Institution Quincy, Florida	State of Florida	1,520	Minimum/ Medium	Correctional	June 2010	Indefinite
Hernando County Jail Brooksville, Florida	Hernando County, Florida	876	Multi	Detention	October 2010	-
Lake City Correctional Facility Lake City, Florida	State of Florida	893	Secure	Correctional	June 2009	Indefinite
Idaho Correctional Center Boise, Idaho	State of Idaho	1,270	Minimum/ Medium	Correctional	June 2009	-
Marion County Jail Indianapolis, Indiana	Marion County, Indiana	1,030	Multi	Detention	December 2017	(1) 10 year
Winn Correctional Center Winnfield, Louisiana	State of Louisiana	1,538	Medium/ Maximum	Correctional	March 2009	-
Delta Correctional Facility Greenwood, Mississippi	State of Mississippi	1,172	Minimum/ Medium	Correctional	July 2009	-
Wilkinson County Correctional Facility Woodville, Mississippi	State of Mississippi	1,000	Medium	Correctional	July 2009	-
Elizabeth Detention Center Elizabeth, New Jersey	ICE	300	Minimum	Detention	September 2011	(4) 3 year
Silverdale Facilities Chattanooga, Tennessee	Hamilton County, Tennessee	1,046	Multi	Detention	December 2008	Indefinite
South Central Correctional Center Clifton, Tennessee	State of Tennessee	1,676	Medium	Correctional	June 2010	(1) 2 year
Metro-Davidson County Detention Facility Nashville, Tennessee	Davidson County, Tennessee	1,092	Multi	Detention	July 2009	-

<u>Facility Name</u>	<u>Primary Customer</u>	<u>Design Capacity (A)</u>	<u>Security Level</u>	<u>Facility Type (B)</u>	<u>Term</u>	<u>Remaining Renewal Options (C)</u>
Hardeman County Correctional Facility Whiteville, Tennessee	State of Tennessee	2,016	Medium	Correctional	May 2009	(3) 3 year
B. M. Moore Correctional Center (M) Overton, Texas	State of Texas	500	Minimum/ Medium	Correctional	January 2009	-
Bartlett State Jail Bartlett, Texas	State of Texas	1,049	Minimum/ Medium	Correctional	January 2010	(1) 1 year
Bradshaw State Jail Henderson, Texas	State of Texas	1,980	Minimum/ Medium	Correctional	January 2010	(1) 1 year
Dawson State Jail Dallas, Texas	State of Texas	2,216	Minimum/ Medium	Correctional	January 2010	(1) 1 year
Diboll Correctional Center (M) Diboll, Texas	State of Texas	518	Minimum/ Medium	Correctional	January 2009	-
Lindsey State Jail Jacksboro, Texas	State of Texas	1,031	Minimum/ Medium	Correctional	January 2010	(1) 1 year
Willacy State Jail Raymondville, Texas	State of Texas	1,069	Minimum/ Medium	Correctional	January 2010	(1) 1 year
<u>Leased Facilities:</u>						
Leo Chesney Correctional Center Live Oak, California	Cornell Corrections	240	Minimum	Owned/Leased	September 2010	-
Queensgate Correctional Facility (N) Cincinnati, Ohio	-	850	Medium	Owned/Leased	-	-
Community Education Partners (O) Houston, Texas	Community Education Partners	-	Non-secure	Owned/Leased	June 2009	(4) 1 year

- (A) Design capacity measures the number of beds and, accordingly, the number of inmates each facility is designed to accommodate. Facilities housing detainees on a short term basis may exceed the original intended design capacity for sentenced inmates due to the lower level of services required by detainees in custody for a brief period. From time to time we may evaluate the design capacity of our facilities based on customers using the facilities, and the ability to reconfigure space with minimal capital outlays. As a result, the design capacity of certain facilities may vary from the design capacity previously presented. We believe design capacity is an appropriate measure for evaluating prison operations, because the revenue generated by each facility is based on a per diem or monthly rate per inmate housed at the facility paid by the corresponding contracting governmental entity.
- (B) We manage numerous facilities that have more than a single function (e.g., housing both long-term sentenced adult prisoners and pre-trial detainees). The primary functional categories into which facility types are identified were determined by the relative size of inmate populations in a particular facility on December 31, 2008. If, for example, a 1,000-bed facility housed 900 adult inmates with sentences in excess of one year and 100 pre-trial detainees, the primary functional category to which it would be assigned would be that of correctional facilities and not detention facilities. It should be understood that the primary functional category to which multi-user facilities are assigned may change from time to time.
- (C) Remaining renewal options represents the number of renewal options, if applicable, and the term of each option renewal.
- (D) The facility is subject to a ground lease with the County of San Diego whereby the initial lease term is 18 years from the commencement of the contract, as defined. The County has the right to buy out all, or designated portions of, the premises at various times prior to the expiration of the term at a price generally equal to the cost of the premises, or the designated portion of the premises, less an allowance for the amortization over a 20-year period. Upon expiration of the lease, ownership of the facility automatically reverts to the County of San Diego.
- (E) The facility is subject to a purchase option held by Huerfano County which grants Huerfano County the right to purchase the facility upon an early termination of the contract at a price generally equal to the cost of the facility plus 80% of the percentage increase in the Consumer Price Index, cumulated annually.

- (F) The facility is subject to a purchase option held by the Georgia Department of Corrections, or GDOC, which grants the GDOC the right to purchase the facility for the lesser of the facility's depreciated book value or fair market value at any time during the term of the contract between us and the GDOC.
- (G) The facility is subject to a deed of conveyance with the city of Wheelwright, Kentucky which includes provisions that allow assumption of ownership by the city of Wheelwright under the following occurrences: (1) we cease to operate the facility for more than two years, (2) our failure to maintain at least one employee for a period of sixty consecutive days, or (3) a conversion to a maximum security facility based upon classification by the Kentucky Corrections Cabinet.
- (H) The facility is subject to a purchase option held by the Tallahatchie County Correctional Authority which grants Tallahatchie County Correctional Authority the right to purchase the facility at any time during the contract at a price generally equal to the cost of the premises less an allowance for amortization originally over a 20-year period, and which amortization period was extended through 2050 in connection with an expansion completed during the fourth quarter of 2007.
- (I) The state of Montana has an option to purchase the facility generally at any time during the term of the contract with us at fair market value less the sum of a pre-determined portion of per diem payments made to us by the state of Montana.
- (J) The facility is subject to a purchase option held by the Oklahoma Department of Corrections, or ODC, which grants the ODC the right to purchase the facility at its fair market value at any time during the term of the contract with ODC.
- (K) The state of Tennessee has the option to purchase the facility in the event of our bankruptcy, or upon an operational breach, as defined, at a price equal to the book value of the facility, as defined.
- (L) The District of Columbia has the right to purchase the facility at any time during the term of the contract at a price generally equal to the present value of the remaining lease payments for the premises. Upon expiration of the lease, ownership of the facility automatically reverts to the District of Columbia.
- (M) Pursuant to a re-bid of the management contracts, the Texas Department of Criminal Justice transferred the management of the 500-bed B.M. Moore Correctional Center and the 518-bed Diboll Correctional Center to another operator, upon the expiration of the management contracts on January 16, 2009.
- (N) During December 2008, we were notified by Hamilton County, Ohio of its intent to terminate the lease for the 850-bed Queensgate Correctional Facility. We believe the County elected to terminate the lease effective January 1, 2009, due to funding issues experienced by the County.
- (O) The alternative educational facility is currently configured to accommodate 900 at-risk juveniles and may be expanded to accommodate a total of 1,400 at-risk juveniles.

Facilities Under Construction or Development

In October 2007, we announced the commencement of construction of our new 3,060-bed La Palma Correctional Center located in Eloy, Arizona, which we expect to be fully utilized by the CDCR. We completed construction of the new La Palma Correctional Center during the first quarter of 2009 at a total cost of approximately \$200.00 million. We opened a portion of the new facility and began receiving inmates from the state of California at this facility during the third quarter of 2008.

In May 2008, we announced that we were awarded a contract by the Office of the Federal Detention Trustee ("OFDT"), the federal agency responsible for managing and regulating federal detention programs, to design, build, and operate a new correctional facility located in Pahrump, Nevada, approximately 65 miles outside of Las Vegas, Nevada. Our new 1,072-bed Nevada Southern Detention Center is expected to house approximately 1,000 federal prisoners. The contract provides for a guarantee of up to 750 inmates or detainees and includes an initial term of five years with three five-year renewal options. We will commence construction of our new Nevada Southern Detention Center upon receipt of a Notice to Proceed from the OFDT. We currently expect construction to be completed during the second quarter of 2010, at an estimated total cost of \$83.5 million.

In early 2008, we also announced our intention to construct a new 2,040-bed correctional facility in Trousdale County, Tennessee. However, we have temporarily suspended the construction of this facility until we have greater clarity around the timing of future bed absorption by our customers. We will continue to monitor our customers' needs, and could promptly resume construction of the facility. Currently, resumption could occur at little or no incremental cost from our original estimate.

Business Development

We are currently the nation's largest provider of outsourced correctional management services. We believe we manage nearly 50% of all beds under contract with private operators of correctional and detention facilities in the United States.

Under the direction of our business development department and our senior management and with the aid, where appropriate, of certain independent consultants, we market our services to government agencies responsible for federal, state, and local correctional facilities in the United States. Business from our federal customers, including primarily the BOP, USMS, and ICE, continues to be a significant component of our business accounting for 39%, 41%, and 40% of total revenue in 2008, 2007, and 2006, respectively. The BOP, USMS, and ICE were our only customers that accounted for 10% or more of our total revenue during these years. The BOP accounted for 12%, 13%, and 15% of total revenue for 2008, 2007, and 2006, respectively. The USMS accounted for 14%, 14%, and 15% of total revenue for 2008, 2007, and 2006, respectively. ICE accounted for 13%, 13%, and 11% of total revenue for 2008, 2007, and 2006, respectively. Certain federal contracts contain “take-or-pay” clauses that guarantee us a certain amount of management revenue, regardless of occupancy levels.

In addition, business from our state customers, which constituted 52% of total revenue during 2008 and 49% of total revenue during each of the years 2007 and 2006, increased 15.6% from \$719.6 million during 2007 to \$831.9 million during 2008, as we experienced an increase in demand from the state of California. While we believe we have been successful in expanding our relationships with existing customers, we have also begun to provide correctional services to states that have not previously utilized the private sector for their correctional needs, demonstrated by the increase in revenue generated by the state of California, a new customer in 2006.

We believe that we can further develop our business by, among other things:

- Maintaining and expanding our existing customer relationships and continuing to fill existing beds within our facilities, while maintaining an adequate inventory of available beds through new facility construction and expansion opportunities that we believe provides us with flexibility and a competitive advantage when bidding for new management contracts;
- Enhancing the terms of our existing contracts; and
- Establishing relationships with new customers who have either previously not outsourced their correctional management needs or have utilized other private enterprises.

We generally receive inquiries from or on behalf of government agencies that are considering outsourcing the management of certain facilities or that have already decided to contract with a private enterprise. When we receive such an inquiry, we determine whether there is an existing need for our services and whether the legal and political climate in which the inquiring party operates is conducive to serious consideration of outsourcing. Based on the findings, an initial cost analysis is conducted to further determine project feasibility.

Frequently, government agencies responsible for correctional and detention services procure goods and services through solicitations or competitive procurements. As part of our process of responding to such requests, members of our management team meet with the appropriate personnel from the agency making the request to best determine the agency’s needs. If the project fits within our strategy, we submit a written response. A typical solicitation or competitive procurement requires bidders to provide detailed information, including, but not limited to, the service to be provided by the bidder, its experience and qualifications, and the price at which the bidder is willing to provide the services (which services may include the renovation, improvement or expansion of an existing facility or the planning, design and construction of a new facility). The requesting agency selects a firm believed to be most qualified to provide the requested services and then negotiates the terms of the contract with that firm, which terms include the price at which its services are to be provided.

Competitive Strengths

We believe that we benefit from the following competitive strengths:

The Largest and Most Recognized Private Prison Operator. Our recognition as the industry’s leading private prison operator provides us with significant credibility with our current and prospective clients. We believe we manage nearly 50% of all privately managed prison beds in the United States. We pioneered modern-day private prisons with a list of notable accomplishments, such as being the first company to design, build, and operate a private prison and the first company to manage a private maximum-security facility under a direct contract with the federal government. In addition to providing us with extensive experience and institutional knowledge, our size also helps us deliver value to our customers by providing purchasing power and allowing us to achieve certain economies of scale.

Available Beds within Our Existing Facilities. As of December 31, 2008, as a result of recently completed bed expansions and new facility development projects we had seven facilities which had vacancies and provided us with approximately 6,200 available beds. Further, there were approximately 2,400 additional available beds at nine of our other facilities as of December 31, 2008.

Development and Expansion Opportunities. As a result of persistent demand from both our federal and state customers, the utilization of a significant portion of our available beds, and the expectation of an environment that continues to be constrained by a lack of available supply of prison beds, we intensified our efforts to deliver new bed capacity through development of new prison facilities and the expansion of certain of our existing facilities.

During 2008 we completed construction of a new 2,232-bed correctional facility, continued construction and placed into service 2,040 beds at our new La Palma Correctional Center, and commenced construction of two additional new facilities to address the demand for prison beds. The Adams County Correctional Center is a 2,232-bed correctional facility in Adams County, Mississippi that was completed during the fourth quarter of 2008 that we will market to various existing and potential customers. The La Palma Correctional Center is a 3,060-bed correctional facility that we expect to be fully utilized by the state of California. During 2008, we opened 2,040 beds at the La Palma facility and completed the remaining 1,020 beds in the first quarter of 2009. Further, during the second quarter of 2008 we were awarded a contract by the OFDT to design, build, and operate a new 1,072-bed correctional facility in Pahrump, Nevada, which is currently expected to be completed during the second quarter of 2010.

During 2008, we also completed expansions at seven of the facilities we own, increasing the capacity of such facilities by an aggregate of 4,000 beds. Although the demand for prison beds could be affected by the severe budget challenges many of our customers currently face, these challenges put further pressure on our customers' ability to construct new prison beds of their own, which we believe could result in further reliance on the private sector for providing the capacity we believe our customers will need in the long term. Accordingly, we are actively pursuing a number of additional sites for new prison development and are evaluating the potential opportunities of further expansions.

Diverse, High Quality Customer Base. We provide services under management contracts with federal, state, and local agencies that generally have credit ratings of single-A or better. In addition, a majority of our contracts have terms between one and five years which contribute to our relatively predictable and stable revenue base.

Proven Senior Management Team. Our senior management team has applied their prior experience and diverse industry expertise to significantly improve our operations, related financial results, and capital structure. Under our senior management team's leadership, we have created new business opportunities with customers that have not previously utilized the private corrections sector, expanded relationships with existing customers, including all three federal correctional and detention agencies, and successfully completed numerous recapitalization and refinancing transactions, resulting in increases in revenues, operating income, facility operating margins, and profitability.

Financial Flexibility. As of December 31, 2008, we had cash on hand of \$34.1 million and \$191.3 million available (net of \$9.3 million of unfunded borrowings and \$1.1 million of letters of credit issued by Lehman Brothers Commercial Bank, which committed \$15.0 million under our revolving credit facility, declared bankruptcy in 2008, and is no longer funding borrowing requests) under our \$450.0 million revolving credit facility, and no debt maturities until May 2011. During the year ended December 31, 2008, we generated \$273.6 million in cash through operating activities, and as of December 31, 2008, we had net working capital of \$146.5 million. As a "well-known seasoned issuer", as currently defined by the SEC, we have the ability to file a "shelf" registration statement that automatically becomes effective enabling us to issue debt and equity securities from time to time when we determine that market conditions and the opportunity to utilize the proceeds from the issuance of such securities are favorable.

At December 31, 2008, the interest rates on all our outstanding indebtedness were fixed, with the exception of the interest rate applicable to \$217.2 million outstanding under our revolving credit facility, with a total weighted average effective interest rate of 6.5%, while our total weighted average debt maturity was 3.6 years. Standard & Poor's Ratings Services currently rates our unsecured debt and corporate credit as "BB", while Moody's Investors Service currently rates our unsecured debt as "Ba2".

Business Strategy

Our primary business strategy is to provide quality corrections services, offer a compelling value, and increase bed capacity occupancy and revenue, while maintaining our position as the leading owner, operator, and manager of privatized correctional and detention facilities. We will also consider opportunities for growth, including potential acquisitions of businesses within our line of business and those that provide complementary services, provided we believe such opportunities will broaden our market and/or increase the services we can provide to our customers.

Own and Operate High Quality Correctional and Detention Facilities. We believe that our customers choose an outsourced correctional service provider based primarily on availability of beds, price, and the quality services provided. Approximately 92% of the facilities we operated as of December 31, 2008 are accredited by the ACA, an independent organization of corrections industry professionals that establishes standards by which a correctional facility may gain accreditation. We believe that this percentage compares favorably to the percentage of government-operated adult prisons that are accredited by the ACA. We have experienced wardens managing our facilities, with an average of over 24 years of corrections experience and an average tenure of approximately 12 years with us.

Offer Compelling Value. We believe that our customers also seek a compelling value and service offering when selecting an outsourced correctional services provider. We believe that we offer a cost-effective alternative to our customers by reducing their correctional services costs and allowing them to avoid making large capital investments in new prison beds. We attempt to improve operating performance and efficiency through the following key operating initiatives: (1) standardizing supply and service purchasing practices and usage; (2) implementing a standard approach to staffing and business practices in an effort to reduce our fixed expenses; (3) improving inmate management, resource consumption, and reporting procedures through the utilization of numerous technological initiatives; and (4) improving productivity and reducing employee turnover. We also intend to continue to implement a wide variety of specialized services that address the unique needs of various segments of the inmate population. Because the facilities we operate differ with respect to security levels, ages, genders, and cultures of inmates, we focus on the particular needs of an inmate population and tailor our services based on local conditions and our ability to provide services on a cost-effective basis.

Increase Occupancy and Revenue. Our industry benefits from significant economies of scale, resulting in lower operating costs per inmate as occupancy rates increase. We believe we have been successful in increasing occupancy and continue to pursue a number of initiatives intended to further increase our revenue. We are focused on renewing and enhancing the terms of our existing contracts, and have intensified our efforts to create new bed capacity and take advantage of additional expansion opportunities that we believe have favorable investment returns and increase value to our stockholders.

Capital Strategy

We believe the success of our business strategy and recent financing transactions have provided us with the financial flexibility to take advantage of various opportunities as they arise. During 2008, 2007, and 2006, we generated cash flow from operating activities of \$273.6 million, \$250.9 million, and \$172.0 million, respectively. During December 2007, we entered into a \$450.0 million senior secured revolving credit facility which, based on our current leverage ratio, currently bears interest at a base rate or LIBOR plus a margin of 0.75%, and matures in December 2012. As of December 31, 2008, we had cash on hand of \$34.1 million and \$191.3 million available under our revolving credit facility. None of our outstanding debt requires scheduled principal payments, and we have no debt maturities until May 2011.

During 2008 and the first quarter of 2009, we placed into service 9,295 new beds at facilities we own through new development and expansion projects at an aggregate cost of approximately \$587.0 million. During 2008, we also commenced development and purchased land for a new 1,072-bed detention facility in Nevada. We will commence construction of this facility upon receipt of a Notice to Proceed from the OFDT and currently expect construction to be completed during the second quarter of 2010 at an aggregate cost of approximately \$83.5 million.

In November 2008, our Board of Directors approved a program to repurchase up to \$150.0 million of our common stock through purchases from time to time in the open market or through privately negotiated transactions, in accordance with SEC requirements. Given current market conditions, we believe that it is appropriate to use a portion of our capital resources to repurchase common stock at prices which would equal or exceed the rates of return we require when we invest in new beds. Funds for the repurchase of shares are expected to come primarily from cash on hand, borrowings under our credit facility and cash from operating activities. We believe we have the ability to fund

the stock repurchase program as well as our capital expenditure requirements, including the construction projects under development, maintenance and information technology capital expenditures, working capital and debt service requirements with cash on hand, cash from operating activities and borrowings available under our revolving credit facility, while maintaining liquidity. During 2008, we purchased 1.1 million shares of common stock under the repurchase program for \$16.6 million at an average price of \$15.55 per share. The Board's authorization expires December 31, 2009.

As a result of current economic conditions and uncertainty in the capital markets, credit markets have tightened over the past year and the ability to obtain new capital has become more challenging and more expensive. We will continue to monitor the overall economy and state of the capital markets very closely, to help ensure that we maintain liquidity to fund our business and take advantage of new opportunities as they arise. We have the ability to promptly reduce or suspend our stock repurchase program and delay certain of our existing construction projects. If needed, we believe we would also be able to access the public capital markets, although new financing in the current market would likely be on terms less favorable than our existing terms.

The Corrections and Detention Industry

We believe we are well-positioned to capitalize on government outsourcing of correctional management services because of our competitive strengths, business strategy, and financial flexibility. Notwithstanding the effects the current economy could have on our customers' demand for prison beds in the short term, we believe the long-term trends favor an increase in the outsourcing of correctional management services. The key reasons for this outsourcing trend include (unless otherwise noted, statistical references were obtained from the "Bureau of Justice Statistics Bulletin" issued by the U.S. Department of Justice in December 2008):

Growing United States Prison Population. The annual growth rate of the federal and state prison population increased 1.8% for the year ended December 31, 2007, which was slightly less than the average annual growth rate of 2.0% from 2000 to 2006. During 2007, the total number of prisoners under federal jurisdiction increased 3.4%, while state prison populations increased 1.5%. Federal agencies are collectively our largest customer and accounted for 39% of our total revenues (when aggregating all of our federal contracts) for the year ended December 31, 2008. During 2007, total prison populations increased more rapidly than the U.S. resident population. The imprisonment rate—the number of sentenced prisoners per 100,000 residents—increased from 501 prisoners per 100,000 U.S. residents in 2006 to 506 prisoners per 100,000 U.S. residents in 2007. From 2000 through 2007, the imprisonment rate increased from 475 per 100,000 U.S. residents to 506 per 100,000 U.S. residents. During these seven years, the number of sentenced prisoners increased by 15% while the general population increased by 6.4%.

Prison Overcrowding. The significant growth of the prison population in the United States has led to overcrowding in the state and federal prison systems. In 2007, at least 19 states and the federal prison system reported operating at or above their highest capacity measure. The federal prison system was operating at 36% above capacity at December 31, 2007.

According to the "Public Safety, Public Spending" report issued by Pew Charitable Trusts on February 14, 2007, prison populations are expected to grow by more than 153,000 inmates by the end of 2011. The "Public Safety, Public Spending" report also forecasts that inmate populations of the 20 states with which we currently do business will grow by nearly 80,000 by 2011, or about two-thirds of the projected total state inmate population growth. Based on this report, other publicly available data, and our own proprietary research, we do not currently believe that our customers will be able to develop the capacity needed to accommodate their demand for prison beds.

Acceptance of Privatization. The prisoner population housed in privately managed facilities in the United States as of December 31, 2007 was approximately 126,000. At December 31, 2007, 15.7% of federal inmates and 6.8% of state inmates were held in private facilities. Since December 31, 2000, the number of federal inmates held in private facilities has increased approximately 102%, while the number of state inmates held in private facilities has increased approximately 32%. Twenty-one states had at least 5% of their prison population held in private facilities at December 31, 2007. Six states, all of which are our customers, housed at least 25% of their prison population in private facilities as of December 31, 2007 – New Mexico (42%), Montana (38%), Hawaii (36%), Wyoming (30%), Alaska (30%), and Idaho (27%).

Governmental Budgeting Constraints. We believe the outsourcing of prison management services to private operators allows governments to manage increasing inmate populations while simultaneously controlling correctional costs and improving correctional services. The use of facilities owned and managed by private operators allows governments to expand prison capacity without incurring large capital commitments required to increase correctional capacity. In addition, contracting with a private operator allows governmental agencies to add beds without making significant capital investment or incurring new debt. We believe these advantages translate into significant cost savings for government agencies.

Government Regulation

Business Regulations

The industry in which we operate is subject to extensive federal, state, and local regulations, including educational, health care, and safety regulations, which are administered by many governmental and regulatory authorities. Some of the regulations are unique to the corrections industry. Facility management contracts typically include reporting requirements, supervision, and on-site monitoring by representatives of the contracting governmental agencies. Corrections officers are customarily required to meet certain training standards and, in some instances, facility personnel are required to be licensed and subject to background investigation. Certain jurisdictions also require us to award subcontracts on a competitive basis or to subcontract with businesses owned by members of minority groups. Our facilities are also subject to operational and financial audits by the governmental agencies with which we have contracts. Failure to comply with these regulations can result in material penalties or non-renewal or termination of facility management contracts.

In addition, private prison managers are increasingly subject to government legislation and regulation attempting to restrict the ability of private prison managers to house certain types of inmates. Legislation has been enacted in several states, and has previously been proposed in the United States Congress, containing such restrictions. Although we do not believe that existing legislation will have a material adverse effect on us, there can be no assurance that future legislation would not have such an effect.

Environmental Matters

Under various federal, state, and local environmental laws, ordinances and regulations, a current or previous owner or operator of real property may be liable for the costs of removal or remediation of hazardous or toxic substances on, under, or in such property. Such laws often impose liability whether or not the owner or operator knew of, or was responsible for, the presence of such hazardous or toxic substances. As an owner of correctional and detention facilities, we have been subject to these laws, ordinances, and regulations as the result of our operation and management of correctional and detention facilities. Phase I environmental assessments have been obtained on substantially all of the properties we currently own. We are not aware of any environmental matters that are expected to materially affect our financial condition or results of operations; however, if such matters are detected in the future, the costs of complying with environmental laws may adversely affect our financial condition and results of operations.

Health Insurance Portability and Accountability Act of 1996 and Privacy and Security Requirements

In 1996, Congress enacted the Health Insurance Portability and Accountability Act of 1996, or HIPAA. HIPAA was designed to improve the portability and continuity of health insurance coverage, simplify the administration of health insurance, and protect the privacy and security of health-related information.

Privacy regulations promulgated under HIPAA regulate the use and disclosure of individually identifiable health-related information, whether communicated electronically, on paper, or orally. The regulations also provide patients with significant rights related to understanding and controlling how their health information is used or disclosed. Security regulations promulgated under HIPAA require that health care providers implement administrative, physical, and technical practices to protect the security of individually identifiable health information that is maintained or transmitted electronically. These privacy and security regulations require the implementation of compliance training and awareness programs for our health care service providers associated with healthcare we provide to inmates and selected other employees primarily associated with our employee medical plans. Further, the recently enacted American Recovery and Reinvestment Act of 2009 (“ARRA”) requires the Department of Health and Human Services (“DHHS”) to issue regulations requiring health care providers and other covered entities to report certain security breaches to individuals affected by the breach and, in some cases, to DHHS or to the public via a website posting. This reporting obligation will apply broadly to breaches involving unsecured individually identifiable health-related information and will become effective 30 days from the date DHHS issues these regulations.

Violations of the HIPAA regulations could result in significant civil and criminal penalties. Further, the ARRA provides for minimum penalties as well as increased maximum penalties and authorizes state attorneys general to bring civil actions for injunctions or damages in response to violations that threaten the privacy of state residents.

In addition, there are numerous legislative and regulatory initiatives at the federal and state levels addressing the privacy and security of patient health information and other identifying information. For example, various state laws and regulations require providers and other entities to notify affected individuals in the event of a data breach involving certain types of individually identifiable health or financial information. Further, health care providers are subject to many state laws that relate to privacy or the reporting of security breaches that are more restrictive than the regulations issued under HIPAA and the requirements of the ARRA. These statutes vary and could impose additional penalties.

Insurance

We maintain general liability insurance for all the facilities we operate, as well as insurance in amounts we deem adequate to cover property and casualty risks, workers' compensation, and directors and officers liability. In addition, each of our leases with third parties provides that the lessee will maintain insurance on each leased property under the lessee's insurance policies providing for the following coverages: (i) fire, vandalism, and malicious mischief, extended coverage perils, and all physical loss perils; (ii) comprehensive general public liability (including personal injury and property damage); and (iii) workers' compensation. Under each of these leases, we have the right to periodically review our lessees' insurance coverage and provide input with respect thereto.

Each of our management contracts and the statutes of certain states require the maintenance of insurance. We maintain various insurance policies including employee health, workers' compensation, automobile liability, and general liability insurance. Because we are significantly self-insured for employee health, workers' compensation, and automobile liability insurance, the amount of our insurance expense is dependent on claims experience, and our ability to control our claims experience. Our insurance policies contain various deductibles and stop-loss amounts intended to limit our exposure for individually significant occurrences. However, the nature of our self-insurance policies provides little protection for deterioration in overall claims experience. Although we have experienced improvements in claims experience in both employee medical and workers' compensation, we are continually developing strategies to improve the management of our future loss claims but can provide no assurance that these strategies will be successful. However, unanticipated additional insurance expenses resulting from adverse claims experience or an increasing cost environment for general liability and other types of insurance could adversely impact our results of operations and cash flows.

Employees

As of December 31, 2008, we employed approximately 17,400 employees. Of such employees, approximately 360 were employed at our corporate offices and approximately 17,040 were employed at our facilities and in our inmate transportation business. We employ personnel in the following areas: clerical and administrative, facility administrators/wardens, security, medical, quality assurance, transportation and scheduling, maintenance, teachers, counselors, and other support services.

Each of the correctional and detention facilities we currently operate is managed as a separate operational unit by the facility administrator or warden. All of these facilities follow a standardized code of policies and procedures.

We have not experienced a strike or work stoppage at any of our facilities. Approximately 775 employees at three of our facilities are represented by labor unions. In the opinion of management, overall employee relations are good.

Competition

The correctional and detention facilities we operate and manage, as well as those facilities we own but are managed by other operators, are subject to competition for inmates from other private prison managers. We compete primarily on the basis of bed availability, cost, the quality and range of services offered, our experience in the operation and management of correctional and detention facilities, and our reputation. We compete with government agencies that are responsible for correctional facilities and a number of privatized correctional service companies, including, but not limited to, the GEO Group, Inc., Cornell Companies, Inc, and Management and Training Corporation. We also compete in some markets with small local companies that may have a better knowledge of the local conditions and may be better able to gain political and public acceptance. Other potential competitors may in the future enter into

businesses competitive with us without a substantial capital investment or prior experience. We may also compete in the future for new development projects with companies that have more financial resources than we have. Competition by other companies may adversely affect the number of inmates at our facilities, which could have a material adverse effect on the operating revenue of our facilities. In addition, revenue derived from our facilities will be affected by a number of factors, including the demand for inmate beds, general economic conditions, and the age of the general population.

ITEM 1A. RISK FACTORS.

As the owner and operator of correctional and detention facilities, we are subject to certain risks and uncertainties associated with, among other things, the corrections and detention industry and pending or threatened litigation in which we are involved. In addition, we are also currently subject to risks associated with our indebtedness. The risks and uncertainties set forth below could cause our actual results to differ materially from those indicated in the forward-looking statements contained herein and elsewhere. The risks described below are not the only risks we face. Additional risks and uncertainties not currently known to us or those we currently deem to be immaterial may also materially and adversely affect our business operations. Any of the following risks could materially adversely affect our business, financial condition, or results of operations.

Risks Related to Our Business and Industry

Our results of operations are dependent on revenues generated by our jails, prisons, and detention facilities, which are subject to the following risks associated with the corrections and detention industry.

We are subject to fluctuations in occupancy levels. While a substantial portion of our cost structure is fixed, a substantial portion of our revenues are generated under facility management contracts that specify per diem payments based upon occupancy. Under a per diem rate structure, a decrease in our occupancy rates could cause a decrease in revenue and profitability. Average compensated occupancy for our facilities in operation for 2008, 2007, and 2006 was 95.5%, 98.2%, and 95.0%, respectively. Occupancy rates may, however, decrease below these levels in the future.

We are dependent on government appropriations and our results of operations may be negatively affected by governmental budgetary challenges. Our cash flow is subject to the receipt of sufficient funding of and timely payment by contracting governmental entities. If the appropriate governmental agency does not receive sufficient appropriations to cover its contractual obligations, it may terminate our contract or delay or reduce payment to us. Any delays in payment, or the termination of a contract, could have an adverse effect on our cash flow and financial condition. In addition, federal, state and local governments are constantly under pressure to control additional spending or reduce current levels of spending. These pressures have been compounded by the current economic downturn. Accordingly, we have been requested and may be requested in the future to reduce our existing per diem contract rates or forego prospective increases to those rates. Further, our customers could reduce inmate population levels in facilities we manage to contain their correctional costs. In addition, it may become more difficult to renew our existing contracts on favorable terms or otherwise.

Competition for inmates may adversely affect the profitability of our business. We compete with government entities and other private operators on the basis of bed availability, cost, quality, and range of services offered, experience in managing facilities and reputation of management and personnel. While there are barriers to entering the market for the management of correctional and detention facilities, these barriers may not be sufficient to limit additional competition. In addition, our government customers may assume the management of a facility that they own and we currently manage for them upon the termination of the corresponding management contract or, if such customers have capacity at their facilities, may take inmates currently housed in our facilities and transfer them to government-run facilities. Since we are paid on a per diem basis with no minimum guaranteed occupancy under most of our contracts, the loss of such inmates and resulting decrease in occupancy would cause a decrease in our revenues and profitability.

Escapes, inmate disturbances, and public resistance to privatization of correctional and detention facilities could result in our inability to obtain new contracts or the loss of existing contracts. The operation of correctional and detention facilities by private entities has not achieved complete acceptance by either governments or the public. The movement toward privatization of correctional and detention facilities has also encountered resistance from certain groups, such as labor unions and others that believe that correctional and detention facilities should only be operated by governmental agencies.

Moreover, negative publicity about an escape, riot or other disturbance or perceived poor conditions at a privately managed facility may result in adverse publicity to us and the private corrections industry in general. Any of these occurrences or continued trends may make it more difficult for us to renew or maintain existing contracts or to obtain new contracts, which could have a material adverse effect on our business.

We are subject to termination or non-renewal of our government contracts. We typically enter into facility management contracts with governmental entities for terms of up to five years, with additional renewal periods at the option of the contracting governmental agency. Notwithstanding any contractual renewal option of a contracting governmental agency, 33 of our facility management contracts with the customers listed under “Business – Facility Portfolio – Facilities and Facility Management Contracts” have expired (2) or are currently scheduled to expire (31) on or before December 31, 2009. See “Business – Facility Portfolio – Facilities and Facility Management contracts.” Although we currently expect these customers to exercise renewal options or negotiate new contracts with us, one or more of these contracts may not be renewed by the corresponding governmental agency. In addition, these and any other contracting agencies may determine not to exercise renewal options with respect to any of our contracts in the future. Governmental agencies typically may also terminate a facility contract at any time without cause or use the possibility of termination to negotiate a lower fee for per diem rates. In the event any of our management contracts are terminated or are not renewed on favorable terms or otherwise, we may not be able to obtain additional replacement contracts. The non-renewal or termination of any of our contracts with governmental agencies could materially adversely affect our financial condition, results of operations and liquidity, including our ability to secure new facility management contracts from others.

Our ability to secure new contracts to develop and manage correctional and detention facilities depends on many factors outside our control. Our growth is generally dependent upon our ability to obtain new contracts to develop and manage new correctional and detention facilities. This possible growth depends on a number of factors we cannot control, including crime rates and sentencing patterns in various jurisdictions and acceptance of privatization. The demand for our facilities and services could be adversely affected by the relaxation of enforcement efforts, leniency in conviction or parole standards and sentencing practices or through the decriminalization of certain activities that are currently proscribed by our criminal laws. For instance, any changes with respect to drugs and controlled substances or illegal immigration could affect the number of persons arrested, convicted, and sentenced, thereby potentially reducing demand for correctional facilities to house them. Legislation has been proposed in numerous jurisdictions that could lower minimum sentences for some non-violent crimes and make more inmates eligible for early release based on good behavior. Also, sentencing alternatives under consideration could put some offenders on probation with electronic monitoring who would otherwise be incarcerated. Similarly, reductions in crime rates could lead to reductions in arrests, convictions and sentences requiring incarceration at correctional facilities.

Moreover, certain jurisdictions recently have required successful bidders to make a significant capital investment in connection with the financing of a particular project, a trend that will require us to have sufficient capital resources to compete effectively. We may compete for such projects with companies that have more financial resources than we have. Further, we may not be able to obtain the capital resources when needed. A prolonged downturn in the financial credit markets could make it more difficult to obtain capital resources at favorable rates of return or obtain capital resources at all.

We may face community opposition to facility location, which may adversely affect our ability to obtain new contracts. Our success in obtaining new awards and contracts sometimes depends, in part, upon our ability to locate land that can be leased or acquired, on economically favorable terms, by us or other entities working with us in conjunction with our proposal to construct and/or manage a facility. Some locations may be in or near populous areas and, therefore, may generate legal action or other forms of opposition from residents in areas surrounding a proposed site. When we select the intended project site, we attempt to conduct business in communities where local leaders and residents generally support the establishment of a privatized correctional or detention facility. Future efforts to find suitable host communities may not be successful. We may incur substantial costs in evaluating the feasibility of the development of a correctional or detention facility. As a result, we may report significant charges if we decide to abandon efforts to develop a correctional or detention facility on a particular site. In many cases, the site selection is made by the contracting governmental entity. In such cases, site selection may be made for reasons related to political and/or economic development interests and may lead to the selection of sites that have less favorable environments.

We may incur significant start-up and operating costs on new contracts before receiving related revenues, which may impact our cash flows and not be recouped. When we are awarded a contract to manage a facility, we may incur significant start-up and operating expenses, including the cost of constructing the facility, purchasing equipment and staffing the facility, before we receive any payments under the contract. These expenditures could result in a significant reduction in our cash reserves and may make it more difficult for us to meet other cash obligations. In addition, a contract may be terminated prior to its scheduled expiration and as a result we may not recover these expenditures or realize any return on our investment.

Failure to comply with unique and increased governmental regulation could result in material penalties or non-renewal or termination of our contracts to manage correctional and detention facilities. The industry in which we operate is subject to extensive federal, state, and local regulations, including educational, health care, and safety regulations, which are administered by many regulatory authorities. Some of the regulations are unique to the corrections industry, some are unique to government contractors and the combination of regulations we face is unique. Facility management contracts typically include reporting requirements, supervision, and on-site monitoring by representatives of the contracting governmental agencies. Corrections officers are customarily required to meet certain training standards and, in some instances, facility personnel are required to be licensed and subject to background investigation. Certain jurisdictions also require us to award subcontracts on a competitive basis or to subcontract with certain types of businesses, such as small businesses and businesses owned by members of minority groups. Our facilities are also subject to operational and financial audits by the governmental agencies with whom we have contracts. New federal regulations also require federal government contractors like us to self-report evidence of certain forms of misconduct. We may not always successfully comply with these regulations, and failure to comply can result in material penalties, including financial penalties, non-renewal or termination of facility management contracts, and suspension or debarment from contracting with certain government entities.

In addition, private prison managers are increasingly subject to government legislation and regulation attempting to restrict the ability of private prison managers to house certain types of inmates, such as inmates from other jurisdictions or inmates at medium or higher security levels. Legislation has been enacted in several states, and has previously been proposed in the United States Congress, containing such restrictions. Such legislation may have an adverse effect on us.

Our inmate transportation subsidiary, TransCor, is subject to regulations promulgated by the Departments of Transportation and Justice. TransCor must also comply with the Interstate Transportation of Dangerous Criminals Act of 2000, which covers operational aspects of transporting prisoners, including, but not limited to, background checks and drug testing of employees; employee training; employee hours; staff-to-inmate ratios; prisoner restraints; communication with local law enforcement; and standards to help ensure the safety of prisoners during transport. We are subject to changes in such regulations, which could result in an increase in the cost of our transportation operations.

Moreover, the Federal Communications Commission, or the FCC, has published for comment a petition for rulemaking, filed on behalf of an inmate family, which would prevent private prison managers from collecting commissions from the operations of inmate telephone systems. We believe that there are sound reasons for the collection of such commissions by all operators of prisons, whether public or private. The FCC has traditionally deferred from rulemaking in this area; however, there is the risk that the FCC could act to prohibit private prison managers, like us, from collecting such revenues. Such an outcome could have a material adverse effect on our results of operations.

Government agencies may investigate and audit our contracts and, if any improprieties are found, we may be required to refund revenues we have received, to forego anticipated revenues, and we may be subject to penalties and sanctions, including prohibitions on our bidding in response to RFPs. Certain of the governmental agencies with which we contract have the authority to audit and investigate our contracts with them. As part of that process, government agencies may review our performance of the contract, our pricing practices, our cost structure and our compliance with applicable laws, regulations and standards. For contracts that actually or effectively provide for certain reimbursement of expenses, if an agency determines that we have improperly allocated costs to a specific contract, we may not be reimbursed for those costs, and we could be required to refund the amount of any such costs that have been reimbursed. If a government audit asserts improper or illegal activities by us, we may be subject to civil and criminal penalties and administrative sanctions, including termination of contracts, forfeitures of profits, suspension of payments, fines and suspension or disqualification from doing business with certain government entities. Any adverse determination could adversely impact our ability to bid in response to RFPs in one or more jurisdictions.

We depend on a limited number of governmental customers for a significant portion of our revenues. We currently derive, and expect to continue to derive, a significant portion of our revenues from a limited number of governmental agencies. The loss of, or a significant decrease in, business from the BOP, ICE, USMS, or various state agencies could seriously harm our financial condition and results of operations. The three primary federal governmental agencies with correctional and detention responsibilities, the BOP, ICE, and USMS, accounted for 39% of our total revenues for the fiscal year ended December 31, 2008 (\$629.3 million). The USMS accounted for 14% of our total revenues for the fiscal year ended December 31, 2008 (\$221.7 million), ICE accounted for 13% of our total revenues for the fiscal year ended December 31, 2008 (\$209.5 million), and the BOP accounted for 12% of our total revenues for the fiscal year ended December 31, 2008 (\$198.2 million). Although the revenue generated from each of these agencies is derived from numerous management contracts, the loss of one or more of such contracts could have a material adverse impact in our financial condition and results of operations. We expect to continue to depend upon the federal agencies and a relatively small group of other governmental customers for a significant percentage of our revenues.

A decrease in occupancy levels could cause a decrease in revenues and profitability. While a substantial portion of our cost structure is generally fixed, a significant portion of our revenues are generated under facility management contracts which provide for per diem payments based upon daily occupancy. We are dependent upon the governmental agencies with which we have contracts to provide inmates for our managed facilities. We cannot control occupancy levels at our managed facilities. Under a per diem rate structure, a decrease in our occupancy rates could cause a decrease in revenues and profitability. When combined with relatively fixed costs for operating each facility, regardless of the occupancy level, a decrease in occupancy levels could have a material adverse effect on our profitability.

We are dependent upon our senior management and our ability to attract and retain sufficient qualified personnel.

The success of our business depends in large part on the ability and experience of our senior management. The unexpected loss of any of these persons could materially adversely affect our business and operations.

In addition, the services we provide are labor-intensive. When we are awarded a facility management contract or open a new facility, we must hire operating management, correctional officers, and other personnel. The success of our business requires that we attract, develop, and retain these personnel. Our inability to hire sufficient qualified personnel on a timely basis or the loss of significant numbers of personnel at existing facilities could adversely affect our business and operations.

Adverse developments in our relationship with our employees could adversely affect our business, financial condition or results of operations.

As of December 31, 2008, we employed 17,400 employees. Approximately 775 of our employees at three of our facilities, or less than 5% of our workforce, are represented by labor unions. We have not experienced a strike or work stoppage at any of our facilities and in the opinion of management overall employee relations are good. The anticipated proposed Employee Free Choice Act ("EFCA"), if enacted, could increase organizational activity at locations where employees are currently not represented by a labor organization. Increases in organizational activity or any future work stoppages could have a material adverse effect on our business, financial condition, or results of operations.

We are subject to necessary insurance costs.

Workers' compensation, employee health, and general liability insurance represent significant costs to us. Because we are significantly self-insured for workers' compensation, employee health, and general liability risks, the amount of our insurance expense is dependent on claims experience, our ability to control our claims experience, and in the case of workers' compensation and employee health, rising health care costs in general. Unanticipated additional insurance costs could adversely impact our results of operations and cash flows, and the failure to obtain or maintain any necessary insurance coverage could have a material adverse effect on us.

We may be adversely affected by inflation.

Many of our facility management contracts provide for fixed management fees or fees that increase by only small amounts during their terms. If, due to inflation or other causes, our operating expenses, such as wages and salaries of our employees, insurance, medical, and food costs, increase at rates faster than increases, if any, in our management fees, then our profitability would be adversely affected. See “Management’s Discussion and Analysis of Financial Condition and Results of Operations – Inflation.”

We are subject to legal proceedings associated with owning and managing correctional and detention facilities.

Our ownership and management of correctional and detention facilities, and the provision of inmate transportation services by a subsidiary, expose us to potential third-party claims or litigation by prisoners or other persons relating to personal injury or other damages resulting from contact with a facility, its managers, personnel or other prisoners, including damages arising from a prisoner’s escape from, or a disturbance or riot at, a facility we own or manage, or from the misconduct of our employees. To the extent the events serving as a basis for any potential claims are alleged or determined to constitute illegal or criminal activity, we could also be subject to criminal liability. Such liability could result in significant monetary fines and could affect our ability to bid on future contracts and retain our existing contracts. In addition, as an owner of real property, we may be subject to a variety of proceedings relating to personal injuries of persons at such facilities. The claims against our facilities may be significant and may not be covered by insurance. Even in cases covered by insurance, our deductible (or self-insured retention) may be significant.

We are subject to risks associated with ownership of real estate.

Our ownership of correctional and detention facilities subjects us to risks typically associated with investments in real estate. Investments in real estate and, in particular, correctional and detention facilities have limited or no alternative use and thus, are relatively illiquid, and therefore, our ability to divest ourselves of one or more of our facilities promptly in response to changed conditions is limited. Investments in correctional and detention facilities, in particular, subject us to risks involving potential exposure to environmental liability and uninsured loss. Our operating costs may be affected by the obligation to pay for the cost of complying with existing environmental laws, ordinances and regulations, as well as the cost of complying with future legislation. In addition, although we maintain insurance for many types of losses, there are certain types of losses, such as losses from earthquakes and acts of terrorism, which may be either uninsurable or for which it may not be economically feasible to obtain insurance coverage, in light of the substantial costs associated with such insurance. As a result, we could lose both our capital invested in, and anticipated profits from, one or more of the facilities we own. Further, it is possible to experience losses that may exceed the limits of insurance coverage.

In addition, our focus on facility development and expansions poses an increased risk, including cost overruns caused by various factors, many of which are beyond our control, such as weather, labor conditions, and material shortages, resulting in increased construction costs. Further, if we are unable to utilize this new bed capacity, our financial results could deteriorate.

Certain of our facilities are subject to options to purchase and reversions. Ten of our facilities are or will be subject to an option to purchase by certain governmental agencies. Such options are exercisable by the corresponding contracting governmental entity generally at any time during the term of the respective facility management contract. Certain of these purchase options are based on the depreciated book value of the facility, which essentially results in the transfer of ownership of the facility to the governmental agency at the end of the life used for accounting purposes. See “Business – Facility Portfolio – Facilities and Facility Management Contracts.” If any of these options are exercised, there exists the risk that we will be unable to invest the proceeds from the sale of the facility in one or more properties that yield as much cash flow as the property acquired by the government entity. In addition, in the event any of these options are exercised, there exists the risk that the contracting governmental agency will terminate the management contract associated with such facility. For the year ended December 31, 2008, the facilities subject to these options generated \$263.1 million in revenue (16.5% of total revenue) and incurred \$187.0 million in operating expenses. Certain of the options to purchase are exercisable at prices below fair market value. See “Business – Facility Portfolio – Facilities and Facility Management Contracts.”

In addition, ownership of two of our facilities (that are also subject to options to purchase) will, upon the expiration of certain ground leases with remaining terms generally ranging from 8 to 10 years, revert to the respective governmental agency contracting with us. See “Business – Facility Portfolio – Facilities and Facility Management Contracts.” At the time of such reversion, there exists the risk that the contracting governmental agency will terminate the management contract associated with such facility. For the year ended December 31, 2008, the facilities subject to reversion generated \$72.5 million in revenue (4.5% of total revenue) and incurred \$51.1 million in operating expenses.

Risks related to facility construction and development activities may increase our costs related to such activities.

When we are engaged to perform construction and design services for a facility, we typically act as the primary contractor and subcontract with other companies who act as the general contractors. As primary contractor, we are subject to the various risks associated with construction (including, without limitation, shortages of labor and materials, work stoppages, labor disputes, and weather interference) which could cause construction delays. In addition, we are subject to the risk that the general contractor will be unable to complete construction at the budgeted costs or be unable to fund any excess construction costs, even though we require general contractors to post construction bonds and insurance. Under such contracts, we are ultimately liable for all late delivery penalties and cost overruns.

We may be adversely affected by the rising cost and increasing difficulty of obtaining adequate levels of surety credit on favorable terms.

We are often required to post bid or performance bonds issued by a surety company as a condition to bidding on or being awarded a contract. Availability and pricing of these surety commitments are subject to general market and industry conditions, among other factors. Increases in surety costs could adversely affect our operating results if we are unable to effectively pass along such increases to our customers. We cannot assure you that we will have continued access to surety credit or that we will be able to secure bonds economically, without additional collateral, or at the levels required for any potential facility development or contract bids. If we are unable to obtain adequate levels of surety credit on favorable terms, we would have to rely upon letters of credit under our revolving credit facility, which could entail higher costs even if such borrowing capacity was available when desired at the time, and our ability to bid for or obtain new contracts could be impaired.

Our issuance of preferred stock could adversely affect holders of our common stock and discourage a takeover.

Our board of directors has the power to issue up to 50.0 million shares of preferred stock without any action on the part of our stockholders. Our board of directors also has the power, without stockholder approval, to set the terms of any new series of preferred stock that may be issued, including voting rights, dividend rights, preferences over our common stock with respect to dividends or in the event of a dissolution, liquidation or winding up, and other terms. In the event that we issue additional shares of preferred stock in the future that has preference over our common stock, with respect to payment of dividends or upon our liquidation, dissolution or winding up, or if we issue preferred stock with voting rights that dilute the voting power of our common stock, the rights of the holders of our common stock or the market price of our common stock could be adversely affected. In addition, the ability of our board of directors to issue shares of preferred stock without any action on the part of our stockholders may impede a takeover of us and prevent a transaction favorable to our stockholders.

Our charter and bylaws and Maryland law could make it difficult for a third party to acquire our company.

The Maryland General Corporation Law and our charter and bylaws contain provisions that could delay, deter, or prevent a change in control of our company or our management. These provisions could also discourage proxy contests and make it more difficult for our stockholders to elect directors and take other corporate actions. These provisions:

- authorize us to issue “blank check” preferred stock, which is preferred stock that can be created and issued by our board of directors, without stockholder approval, with rights senior to those of common stock;
- provide that directors may be removed with or without cause only by the affirmative vote of at least a majority of the votes of shares entitled to vote thereon; and
- establish advance notice requirements for submitting nominations for election to the board of directors and for proposing matters that can be acted upon by stockholders at a meeting.

We are also subject to anti-takeover provisions under Maryland law, which could also delay or prevent a change of control. Together, these provisions of our charter and bylaws and Maryland law may discourage transactions that otherwise could provide for the payment of a premium over prevailing market prices for our common stock, and also could limit the price that investors are willing to pay in the future for shares of our common stock.

Risks Related to Our Leveraged Capital Structure

Our indebtedness could adversely affect our financial health and prevent us from fulfilling our obligations under our debt securities.

We have a significant amount of indebtedness. As of December 31, 2008, we had total indebtedness of \$1,192.9 million. Our indebtedness could have important consequences. For example, it could:

- make it more difficult for us to satisfy our obligations with respect to our indebtedness;
- increase our vulnerability to general adverse economic and industry conditions;
- require us to dedicate a substantial portion of our cash flow from operations to payments on our indebtedness, thereby reducing the availability of our cash flow to fund working capital, capital expenditures, and other general corporate purposes;
- limit our flexibility in planning for, or reacting to, changes in our business and the industry in which we operate;
- place us at a competitive disadvantage compared to our competitors that have less debt; and
- limit our ability to borrow additional funds or refinance existing indebtedness on favorable terms.

Our revolving credit facility and other debt instruments have restrictive covenants that could affect our financial condition.

The indenture related to our aggregate principal amount of \$450.0 million 7.5% senior notes due 2011, the indenture related to our aggregate principal amount of \$375.0 million 6.25% senior notes due 2013, and the indenture related to our aggregate principal amount of \$150.0 million 6.75% senior notes due 2014, collectively referred to herein as our senior notes, and our revolving credit facility contain financial and other restrictive covenants that limit our ability to engage in activities that may be in our long-term best interests. Our ability to borrow under our revolving credit facility is subject to compliance with certain financial covenants, including leverage and interest coverage ratios. Our revolving credit facility includes other restrictions that, among other things, limit our ability to incur indebtedness; grant liens; engage in mergers, consolidations and liquidations; make asset dispositions, restricted payments and investments; enter into transactions with affiliates; and amend, modify or prepay certain indebtedness. The indentures related to our senior notes contain limitations on our ability to effect mergers and change of control events, as well as other limitations, including:

- limitations on incurring additional indebtedness;
- limitations on the sale of assets;
- limitations on the declaration and payment of dividends or other restricted payments;
- limitations on transactions with affiliates; and
- limitations on liens.

Our failure to comply with these covenants could result in an event of default that, if not cured or waived, could result in the acceleration of all of our debts. We do not have sufficient working capital to satisfy our debt obligations in the event of an acceleration of all or a significant portion of our outstanding indebtedness.

Servicing our indebtedness will require a significant amount of cash. Our ability to generate cash depends on many factors beyond our control.

Our ability to make payments on and to refinance our indebtedness and to fund planned capital expenditures will depend on our ability to generate cash in the future. This, to a certain extent, is subject to general economic, financial, competitive, legislative, regulatory, and other factors that are beyond our control.

The risk exists that our business will be unable to generate sufficient cash flow from operations or that future borrowings will not be available to us under our revolving credit facility in an amount sufficient to enable us to pay our indebtedness, including our existing senior notes, or new debt securities, or to fund our other liquidity needs. We may need to refinance all or a portion of our indebtedness, including our senior notes, or new debt securities, on or before maturity. We may not, however, be able to refinance any of our indebtedness, including our revolving credit facility and including our senior notes, or new debt securities on commercially reasonable terms or at all.

We are required to repurchase all or a portion of our senior notes upon a change of control.

Upon certain change of control events, as that term is defined in the indentures for our senior notes, including a change of control caused by an unsolicited third party, we are required to make an offer in cash to repurchase all or any part of each holder's notes at a repurchase price equal to 101% of the principal thereof, plus accrued interest. The source of funds for any such repurchase would be our available cash or cash generated from operations or other sources, including borrowings, sales of equity or funds provided by a new controlling person or entity. Sufficient funds may not be available to us, however, at the time of any change of control event to repurchase all or a portion of the tendered notes pursuant to this requirement. Our failure to offer to repurchase notes, or to repurchase notes tendered, following a change of control will result in a default under the respective indentures, which could lead to a cross-default under our revolving credit facility and under the terms of our other indebtedness. In addition, our revolving credit facility prohibits us from making any such required repurchases. Prior to repurchasing the notes upon a change of control event, we must either repay outstanding indebtedness under our revolving credit facility or obtain the consent of the lenders under our revolving credit facility. If we do not obtain the required consents or repay our outstanding indebtedness under our revolving credit facility, we would remain effectively prohibited from offering to purchase the notes.

Despite current indebtedness levels, we may still incur more debt.

The terms of the indentures for our senior notes and our revolving credit facility restrict our ability to incur significant additional indebtedness in the future. However, in the future we may refinance all or a portion of our indebtedness, including our revolving credit facility, and may incur additional indebtedness as a result. As of December 31, 2008, we had \$191.3 million of additional borrowing capacity available under our \$450.0 million revolving credit facility. In addition, we may issue an indeterminate amount of securities from time to time when we determine that market conditions and the opportunity to utilize the proceeds from the issuance of such securities are favorable. If new debt is added to our and our subsidiaries' current debt levels, the related risks that we and they now face could intensify.

Our access to capital may be affected by general macroeconomic conditions.

As a result of current economic conditions, including turmoil and uncertainty in the capital markets, credit markets have tightened significantly such that the ability to obtain new capital has become more challenging and more expensive. In addition, several large financial institutions have either recently failed or been dependent on the assistance of the federal government to continue to operate as a going concern. Lehman Brothers Commercial Bank, which holds a \$15.0 million share in our revolving credit facility, is a defaulting lender under the terms of the credit agreement. To date, Lehman has funded \$4.6 million that remains outstanding as of December 31, 2008. This balance will be repaid on a pro-rata basis whenever we repay any LIBOR-based loans. To the extent that their funding is reduced, it will not be replaced. Going forward, we do not expect to have access to incremental funding from Lehman. Further, to the extent we obtain additional letters of credit under the facility, we will be required to provide cash collateral on a pro-rata basis to reflect the inability of Lehman to fulfill its commitments.

We can provide no assurance that the remaining banks that have made commitments under our revolving credit facility will continue to operate as a going concern in the future. If any of the remaining banks in the lending group were to fail, it is possible that the capacity under the revolving credit facility would be further reduced. In the event that the availability under the revolving credit facility was reduced significantly, we could be required to obtain capital from alternate sources in order to continue with our business and capital strategies. Our options for addressing such capital constraints would include, but not be limited to (i) reducing or suspending the stock repurchase program, (ii) delaying certain capital expenditure projects, (iii) obtaining commitments from the remaining banks in the lending group or from new banks to fund increased amounts under the terms of the revolving credit facility, or (iv) accessing the public capital markets. Such alternatives in the current market would likely be on terms less favorable than under existing terms, which could have a material effect on our consolidated financial position, results of operations, or cash flows.

ITEM 1B. UNRESOLVED STAFF COMMENTS.

None.

ITEM 2. PROPERTIES.

The properties we owned at December 31, 2008 are described under Item 1 and in Note 4 of the Notes to the Financial Statements contained in this annual report.

ITEM 3. LEGAL PROCEEDINGS.

General. The nature of our business results in claims and litigation alleging that we are liable for damages arising from the conduct of our employees, inmates or others. The nature of such claims includes, but is not limited to, claims arising from employee or inmate misconduct, medical malpractice, employment matters, property loss, contractual claims, and personal injury or other damages resulting from contact with our facilities, personnel, or inmates, including damages arising from an inmate's escape or from a disturbance or riot at a facility. We maintain insurance to cover many of these claims which may mitigate the risk that any single claim would have a material effect on our consolidated financial position, results of operations, or cash flows, provided the claim is one for which coverage is available. The combination of self-insured retentions and deductible amounts means that, in the aggregate, we are subject to substantial self-insurance risk.

We record litigation reserves related to certain matters for which it is probable that a loss has been incurred and the range of such loss can be estimated. Based upon management's review of the potential claims and outstanding litigation and based upon management's experience and history of estimating losses, management believes a loss in excess of amounts already recognized would not be material to our financial statements. In the opinion of management, there are no pending legal proceedings that would have a material effect on our consolidated financial position, results of operations, or cash flows. Any receivable for insurance recoveries is recorded separately from the corresponding litigation reserve, and only if recovery is determined to be probable. Adversarial proceedings and litigation are, however, subject to inherent uncertainties, and unfavorable decisions and rulings could occur which could have a material adverse impact on our consolidated financial position, results of operations, or cash flows for the period in which such decisions or rulings occur, or future periods. Expenses associated with legal proceedings may also fluctuate from quarter to quarter based on changes in our assumptions, new developments, or the effectiveness of our litigation and settlement strategies.

ITEM 4. SUBMISSION OF MATTERS TO A VOTE OF SECURITY HOLDERS.

None.

PART II.

ITEM 5. MARKET FOR REGISTRANT'S COMMON EQUITY, RELATED STOCKHOLDER MATTERS AND ISSUER PURCHASES OF EQUITY SECURITIES.

Market Price of and Distributions on Capital Stock

Our common stock is traded on the New York Stock Exchange, or NYSE, under the symbol "CXW." On February 13, 2009 the last reported sale price of our common stock was \$10.80 per share and there were approximately 4,500 registered holders and approximately 59,000 beneficial holders, respectively, of our common stock.

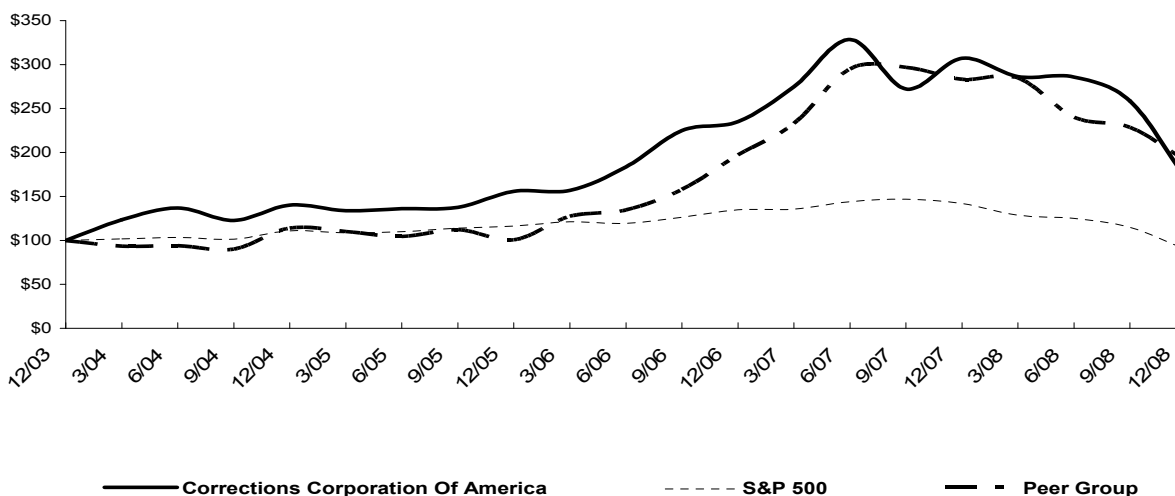
The following table sets forth, for the fiscal quarters indicated, the range of high and low sales prices of the common stock as adjusted for the Company's 2-for-1 stock split in July 2007.

Common Stock

	SALES PRICE	
	HIGH	LOW
FISCAL YEAR 2008		
First Quarter	\$ 29.65	\$ 22.92
Second Quarter	\$ 28.82	\$ 24.35
Third Quarter	\$ 29.40	\$ 23.00
Fourth Quarter	\$ 24.99	\$ 11.86
FISCAL YEAR 2007		
First Quarter	\$ 27.11	\$ 21.66
Second Quarter	\$ 32.99	\$ 26.15
Third Quarter	\$ 33.40	\$ 24.08
Fourth Quarter	\$ 31.58	\$ 24.97

COMPARISON OF 5 YEAR CUMULATIVE TOTAL RETURN*

Among Corrections Corporation Of America, The S&P 500 Index
And A Peer Group



*\$100 invested on 12/31/03 in stock & index-including reinvestment of dividends.
Fiscal year ending December 31.

Copyright © 2009 S&P, a division of The McGraw-Hill Companies Inc. All rights reserved.

The graph matches the cumulative 5-year total return of holders of Corrections Corporation Of America's common stock with the cumulative total returns of the S&P 500 index, and a customized peer group of two companies that includes: Cornell Companies Inc. and Geo Group Inc. The graph assumes that the value of the investment in the company's common stock, in the peer group, and the index (including reinvestment of dividends) was \$100 on 12/31/2003 and tracks it through 12/31/2008.

	12/03	3/04	6/04	9/04	12/04	3/05	6/05	9/05	12/05	3/06	6/06
Corrections Corporation Of America	100.00	123.48	136.98	122.65	140.31	133.89	136.14	137.70	155.98	156.78	183.63
S&P 500	100.00	101.69	103.44	101.51	110.88	108.50	109.98	113.95	116.33	121.22	119.48
Peer Group	100.00	93.44	94.08	90.15	114.02	110.03	104.55	112.18	100.71	127.36	134.50

	9/06	12/06	3/07	6/07	9/07	12/07	3/08	6/08	9/08	12/08
Corrections Corporation Of America	225.03	235.33	274.77	328.36	272.32	307.08	286.37	285.85	258.58	170.24
S&P 500	126.25	134.70	135.57	144.08	147.00	142.10	128.68	125.17	114.70	89.53
Peer Group	157.95	197.26	232.84	295.11	296.96	283.23	284.81	240.14	228.64	190.68

The stock price performance included in this graph is not necessarily indicative of future stock price performance.

Dividend Policy

During the years ended December 31, 2008 and 2007, we did not pay any dividends on our common stock. Pursuant to the terms of the indentures governing our senior notes and our senior secured revolving credit agreement, we are limited in the amount of dividends we can declare or pay on our outstanding shares of common stock. Taking into consideration these limitations, management and our board of directors regularly evaluate the merits of declaring and paying a dividend. Future dividends, if any, will depend on our future earnings, our capital requirements, our financial condition, alternative uses of capital, and on such other factors as our board of directors may consider relevant.

Issuer Purchases of Equity Securities

Period	Total Number of Shares Purchased	Average Price Paid per Share	Total Number of Shares Purchased as Part of Publicly Announced Plans or Programs	Maximum Number (or Approximate Dollar Value) of Shares that May Yet Be Purchased Under the Plans or Programs ⁽¹⁾
October 1, 2008 – October 31, 2008	--	--	--	--
November 1, 2008 – November 30, 2008	235,496	\$15.27	235,496	\$146,403,503
December 1, 2008 – December 31, 2008	829,175	\$15.63	829,175	\$133,447,412
Total	1,064,671	\$15.55	1,064,671	\$133,447,412

(1) On November 14, 2008, the Company announced that its Board of Directors had approved a stock repurchase program to repurchase up to \$150 million of the Company's common stock in the open market or through privately negotiated transactions (in accordance with SEC requirements) through the end of 2009. As of December 31, 2008, the Company had repurchased a total of 1.1 million common shares at an aggregate cost of approximately \$16.6 million.

ITEM 6. SELECTED FINANCIAL DATA.

The following selected financial data for the five years ended December 31, 2008, was derived from our consolidated financial statements and the related notes thereto. This data should be read in conjunction with our audited consolidated financial statements, including the related notes, and "Management's Discussion and Analysis of Financial Condition and Results of Operations." Our audited consolidated financial statements, including the related notes, as of December 31, 2008 and 2007, and for the years ended December 31, 2008, 2007, and 2006 are included in this annual report.

CORRECTIONS CORPORATION OF AMERICA AND SUBSIDIARIES
SELECTED HISTORICAL FINANCIAL INFORMATION
(in thousands, except per share data)

STATEMENT OF OPERATIONS:	For the Years Ended December 31,				
	2008	2007	2006	2005	2004
Revenue:					
Management and other	\$ 1,594,068	\$1,451,751	\$1,299,174	\$ 1,161,876	\$ 1,094,252
Rental	4,838	4,562	4,207	3,991	3,845
Total revenue	1,598,906	1,456,313	1,303,381	1,165,867	1,098,097
Expenses:					
Operating	1,124,002	1,036,087	947,946	873,500	827,499
General and administrative	80,308	74,399	63,593	57,053	48,186
Depreciation and amortization	90,809	78,539	67,323	59,571	54,328
Goodwill impairment	-	554	-	-	-
Total expenses	1,295,119	1,189,579	1,078,862	990,124	930,013
Operating income	303,787	266,734	224,519	175,743	168,084
Other (income) expense:					
Interest expense, net	59,404	53,776	58,783	63,928	69,177
Expenses associated with debt refinancing and recapitalization transactions	-	-	982	35,269	101
Other (income) expense	292	(308)	(260)	263	943
Income from continuing operations before income taxes	244,091	213,266	165,014	76,283	97,863
Income tax expense	(92,127)	(80,460)	(60,645)	(26,479)	(39,380)
Income from continuing operations	151,964	132,806	104,369	49,804	58,483
Income (loss) from discontinued operations, net of taxes	(1,023)	567	870	318	4,060
Net income	150,941	133,373	105,239	50,122	62,543
Distributions to preferred stockholders	-	-	-	-	(1,462)
Net income available to common stockholders	\$ 150,941	\$ 133,373	\$ 105,239	\$ 50,122	\$ 61,081

(continued)

CORRECTIONS CORPORATION OF AMERICA AND SUBSIDIARIES
SELECTED HISTORICAL FINANCIAL INFORMATION
(in thousands, except per share data)
(continued)

	For the Years Ended December 31,				
	2008	2007	2006	2005	2004
Basic earnings per share:					
Income from continuing operations	\$ 1.22	\$ 1.08	\$ 0.87	\$ 0.43	\$ 0.54
Income (loss) from discontinued operations, net of taxes	(0.01)	0.01	0.01	-	0.04
Net income available to common stockholders	\$ 1.21	\$ 1.09	\$ 0.88	\$ 0.43	\$ 0.58
Diluted earnings per share:					
Income from continuing operations	\$ 1.21	\$ 1.06	\$ 0.85	\$ 0.42	\$ 0.49
Income (loss) from discontinued operations, net of taxes	(0.01)	-	0.01	-	0.03
Net income available to common stockholders	\$ 1.20	\$ 1.06	\$ 0.86	\$ 0.42	\$ 0.52
Weighted average common shares outstanding:					
Basic	124,464	122,553	119,714	115,426	105,178
Diluted	126,250	125,381	123,058	120,846	119,342
BALANCE SHEET DATA:					
			December 31,		
	2008	2007	2006	2005	2004
Total assets	\$ 2,871,374	\$ 2,485,740	\$ 2,250,860	\$ 2,086,313	\$ 2,023,078
Total debt	\$ 1,192,922	\$ 975,967	\$ 976,258	\$ 975,636	\$ 1,002,295
Total liabilities	\$ 1,491,015	\$ 1,263,765	\$ 1,201,179	\$ 1,169,682	\$ 1,207,084
Stockholders' equity	\$ 1,380,359	\$ 1,221,975	\$ 1,049,681	\$ 916,631	\$ 815,994

ITEM 7. MANAGEMENT'S DISCUSSION AND ANALYSIS OF FINANCIAL CONDITION AND RESULTS OF OPERATIONS.

The following discussion should be read in conjunction with the financial statements and notes thereto appearing elsewhere in this report. This discussion contains forward-looking statements that involve risks and uncertainties. Our actual results may differ materially from those anticipated in these forward-looking statements as a result of certain factors, including, but not limited to, those described under "Risk Factors" and included in other portions of this report.

OVERVIEW

We currently operate 64 facilities, including 44 facilities that we own, with a total design capacity of approximately 85,000 beds in 19 states and the District of Columbia. We also own two additional correctional facilities that we lease to third-party operators. We are the nation's largest owner and operator of privatized correctional and detention facilities and one of the largest prison operators in the United States behind only the federal government and three states. Our size and experience provide us with significant credibility with our current and prospective customers, and enable us to generate economies of scale in purchasing power for food services, health care and other supplies and services we offer to our customers.

We are compensated for operating and managing prisons and correctional facilities at an inmate per diem rate based upon actual or minimum guaranteed occupancy levels. The significant expansion of the prison population in the United States has led to overcrowding in the federal and state prison systems, providing us with opportunities for growth. Federal, state, and local governments are constantly under budgetary constraints putting pressure on governments to control correctional budgets, including per diem rates our customers pay to us. These pressures have been compounded by the severe downturn in the economy, the duration and depth of which are currently unknown. We currently expect the corresponding governmental budgetary challenges that have resulted to impact our operations in 2009. We have recently been requested by certain customers to reduce the per diem rates they currently pay us. As our customers struggle to meet their unprecedented budgetary challenges, we may be requested by additional customers to reduce our existing per diem contract rates, or forego prospective increases to those rates. We are developing plans to help meet our customers' need for reduced corrections costs and will work to create mutually acceptable solutions tailored to the needs of each customer, while attempting to limit the impact on our margins.

Governments continue to experience many significant spending demands which have constrained correctional budgets limiting their ability to expand existing facilities or construct new facilities. We believe the outsourcing of prison management services to private operators allows governments to manage increasing inmate populations while simultaneously controlling correctional costs and improving correctional services. We believe our customers discover that partnering with private operators to provide residential services to their inmates introduces competition to their prison system, resulting in improvements to the quality and cost of corrections services throughout their correctional system. Further, the use of facilities owned and managed by private operators allows governments to expand prison capacity without incurring large capital commitments required to increase correctional capacity.

We also believe that having beds immediately available to our customers provides us with a distinct competitive advantage when bidding on new contracts. While we have been successful in winning contract awards to provide management services for facilities we do not own, and will continue to pursue such management contracts, we believe the most significant opportunities for growth are in providing our government partners with available beds within facilities we currently own or that we develop. We also believe that owning the facilities in which we provide management services enables us to more rapidly replace business lost compared with managed-only facilities, since we can offer the same beds to new and existing customers and, with customer consent, may have more flexibility in moving our existing inmate populations to facilities with available capacity. Our management contracts generally provide our customers with the right to terminate our management contracts at any time without cause.

As a result of recently completed bed development, we had seven facilities that provided us with approximately 6,200 available beds as of December 31, 2008, including primarily 2,232 beds at our new Adams County Correctional Center in Mississippi, as well as recently completed expansions at three of our Oklahoma facilities, two of our Colorado facilities, and our Tallahatchie County Correctional Facility located in Mississippi. We expect these expansions to be utilized by a combination of new and existing customers. As a result of demand from both our federal and state customers, the utilization of a significant portion of our available beds, and the expectation of an environment that continues to be constrained with a limited supply of available prison beds, we intensified our efforts to deliver new bed capacity through the development of new prison facilities and the expansion of certain of our existing facilities.

We have previously announced construction of four new facilities to address the demand for prison beds. The Adams County Correctional Center is a 2,232-bed correctional facility in Adams County, Mississippi that was completed during the fourth quarter of 2008 that we will market to various existing and potential customers. The La Palma Correctional Center is a 3,060-bed correctional facility located in Eloy, Arizona that we expect to be fully utilized by the state of California. During the third quarter 2008, we opened portions of the La Palma facility as they were completed and began receiving inmates from the state of California. We completed the remaining 1,020 beds in the first quarter of 2009. Further, during the second quarter of 2008 we were awarded a contract by the Office of Federal Detention Trustee (OFDT) to design, build, and operate a new 1,072-bed correctional facility in Pahrump, Nevada. We will commence construction of the Nevada Southern Detention Center upon receipt of a Notice to Proceed from the OFDT. The Nevada Southern Detention Center is currently expected to be completed during the second quarter of 2010. In early 2008, we also announced our intention to construct a new 2,040-bed correctional facility in Trousdale County, Tennessee. However, we have temporarily suspended the construction of this facility until we have greater clarity around the timing of future bed absorption by our customers. We will continue to monitor our customers' needs, and could promptly resume construction of the facility. Currently, resumption could occur at little or no incremental cost from our original estimate. We are also actively pursuing a number of additional sites for new prison development and are evaluating the potential opportunities of further expansions.

We also remain steadfast in our efforts to contain costs. Approximately 64% of our operating expenses consist of salaries and benefits. The turnover rate for correctional officers for our company, and for the corrections industry in general, remains high. Although we have been successful in reducing workers' compensation costs and containing medical benefits costs for our employees, such costs continue to increase primarily as a result of continued rising healthcare costs throughout the country. Reducing these staffing costs requires a long-term strategy to control such costs, and we continue to dedicate resources to enhance our benefits, provide training and career development opportunities to our staff and attract and retain quality personnel. Finally, we constantly seek to identify ways to reduce the cost of the basic goods and services we purchase, such as utilities management programs and innovative purchasing arrangements.

Through the combination of our initiatives to increase our revenues by taking advantage of our available beds as well as delivering new bed capacity through new facility construction and expansion opportunities, and our strategies to generate savings and to contain our operating expenses, we believe we will be able to maintain our competitive advantage and continue to improve the quality services we provide to our customers at an economical price, thereby producing value to our stockholders.

CRITICAL ACCOUNTING POLICIES

The consolidated financial statements are prepared in conformity with accounting principles generally accepted in the United States. As such, we are required to make certain estimates, judgments and assumptions that we believe are reasonable based upon the information available. These estimates and assumptions affect the reported amounts of assets and liabilities at the date of the financial statements and the reported amounts of revenue and expenses during the reporting period. A summary of our significant accounting policies is described in Note 2 to our audited financial statements. The significant accounting policies and estimates which we believe are the most critical to aid in fully understanding and evaluating our reported financial results include the following:

Asset impairments. As of December 31, 2008, we had \$2.5 billion in long-lived assets. We evaluate the recoverability of the carrying values of our long-lived assets, other than goodwill, when events suggest that an impairment may have occurred. Such events primarily include, but are not limited to, the termination of a management contract or a significant decrease in inmate populations within a correctional facility we own or manage. In these circumstances, we utilize estimates of undiscounted cash flows to determine if an impairment exists. If an impairment exists, it is measured as the amount by which the carrying amount of the asset exceeds the estimated fair value of the asset.

Goodwill impairments. Statement of Financial Accounting Standards No. 142, "Goodwill and Other Intangible Assets," or SFAS 142, establishes accounting and reporting requirements for goodwill and other intangible assets. Under SFAS 142, goodwill attributable to each of our reporting units is tested for impairment by comparing the fair value of each reporting unit with its carrying value. Fair value is determined using a collaboration of various common valuation techniques, including market multiples and discounted cash flows. These impairment tests are required to be performed at least annually. We perform our impairment tests during the fourth quarter, in connection with our annual budgeting process, and whenever circumstances indicate the carrying value of goodwill may not be recoverable.

Income taxes. Income taxes are accounted for under the provisions of Statement of Financial Accounting Standards No. 109, "Accounting for Income Taxes" ("SFAS 109"). SFAS 109 generally requires us to record deferred income taxes for the tax effect of differences between book and tax bases of our assets and liabilities.

Deferred income taxes reflect the available net operating losses and the net tax effect of temporary differences between the carrying amounts of assets and liabilities for financial reporting purposes and the amounts used for income tax purposes. Realization of the future tax benefits related to deferred tax assets is dependent on many factors, including our past earnings history, expected future earnings, the character and jurisdiction of such earnings, unsettled circumstances that, if unfavorably resolved, would adversely affect utilization of our deferred tax assets, carryback and carryforward periods, and tax strategies that could potentially enhance the likelihood of realization of a deferred tax asset.

We have approximately \$6.7 million in net operating losses applicable to various states that we expect to carry forward in future years to offset taxable income in such states. Accordingly, we have a valuation allowance of \$0.9 million for the estimated amount of the net operating losses that will expire unused, in addition to a \$5.6 million valuation allowance related to state tax credits that are also expected to expire unused. Although our estimate of future taxable income is based on current assumptions we believe to be reasonable, our assumptions may prove inaccurate and could change in the future, which could result in the expiration of additional net operating losses or credits. We would be required to establish a valuation allowance at such time that we no longer expected to utilize these net operating losses or credits, which could result in a material impact on our results of operations in the future.

Self-funded insurance reserves. As of December 31, 2008 and 2007, we had \$34.3 million and \$34.2 million, respectively, in accrued liabilities for employee health, workers' compensation, and automobile insurance claims. We are significantly self-insured for employee health, workers' compensation, and automobile liability insurance claims. As such, our insurance expense is largely dependent on claims experience and our ability to control our claims. We have consistently accrued the estimated liability for employee health insurance claims based on our history of claims experience and the time lag between the incident date and the date the cost is paid by us. We have accrued the estimated liability for workers' compensation and automobile insurance claims based on an actuarial valuation of the outstanding liabilities, discounted to the net present value of the outstanding liabilities, using a combination of actuarial methods used to project ultimate losses. The liability for employee health, workers' compensation, and automobile insurance includes estimates for both claims incurred and for claims incurred but not reported. These estimates could change in the future. It is possible that future cash flows and results of operations could be materially affected by changes in our assumptions, new developments, or by the effectiveness of our strategies.

Legal reserves. As of December 31, 2008 and 2007, we had \$15.3 million and \$12.1 million, respectively, in accrued liabilities related to certain legal proceedings in which we are involved. We have accrued our estimate of the probable costs for the resolution of these claims based on a range of potential outcomes. In addition, we are subject to current and potential future legal proceedings for which little or no accrual has been reflected because our current assessment of the potential exposure is nominal. These estimates have been developed in consultation with our General Counsel's office and, as appropriate, outside counsel handling these matters, and are based upon an analysis of potential results, assuming a combination of litigation and settlement strategies. It is possible that future cash flows and results of operations could be materially affected by changes in our assumptions, new developments, or by the effectiveness of our strategies.

RESULTS OF OPERATIONS

The following table sets forth for the years ended December 31, 2008, 2007, and 2006, the number of facilities we owned and managed, the number of facilities we managed but did not own, the number of facilities we leased to other operators, and the facilities we owned that were not yet in operation.

	<u>Effective Date</u>	<u>Owned and Managed</u>	<u>Managed Only</u>	<u>Leased</u>	<u>Total</u>
Facilities as of December 31, 2006		40	25	3	68
Expiration of the management contract for the Liberty County Jail/Juvenile Center	January 2007	-	(1)	-	(1)
Completion of construction of the Saguaro Correctional Facility	June 2007	1	-	-	1
Facilities as of December 31, 2007		41	24	3	68
Activation of 2,040 beds at the La Palma Correctional Center	July & October 2008	1	-	-	1
Expiration of the management contract for the Camino Nuevo Correctional Center	August 2008	-	(1)	-	(1)
Expiration of the management contract for the Bay County Jail and Annex	October 2008	-	(1)	-	(1)
Completion of construction of the Adams County Correctional Center	December 2008	1	-	-	1
Facilities as of December 31, 2008		43	22	3	68

Our results of operations are also impacted by the number of beds created as a result of expansion projects completed at facilities we own or at facilities we manage but do not own. The following table sets forth the number of beds placed into service since January 1, 2007 as a result of facility expansion projects:

Facility	Quarter Completed	Expansion Beds	Owned or Managed-Only
Citrus County Detention Facility	First quarter 2007	360	Managed-Only
Crossroads Correctional Center	First quarter 2007	96	Owned
Gadsden Correctional Institution	Third quarter 2007	384	Managed-Only
Bay Correctional Facility	Third quarter 2007	235	Managed-Only
North Fork Correctional Facility	Fourth quarter 2007	960	Owned
Tallahatchie County Correctional Facility	Fourth quarter 2007	720	Owned
	Second quarter 2008	720	Owned
	Fourth quarter 2008	128	Owned
Kit Carson Correctional Center	First quarter 2008	720	Owned
Eden Detention Center	First quarter 2008	129	Owned
Bent County Correctional Facility	Second quarter 2008	720	Owned
Leavenworth Detention Center	Second quarter 2008	266	Owned
Davis Correctional Facility	Third quarter 2008	660	Owned
Cimarron Correctional Facility	Fourth quarter 2008	660	Owned
Silverdale Facilities	Fourth quarter 2008	128	Managed-Only
		<u>6,886</u>	

Year Ended December 31, 2008 Compared to the Year Ended December 31, 2007

During the year ended December 31, 2008, we generated net income of \$150.9 million, or \$1.20 per diluted share, compared with net income of \$133.4 million, or \$1.06 per diluted share, for the previous year. Contributing to the increase in net income for 2008 compared to the previous year was an increase in operating income of \$37.1 million, from \$266.7 million during 2007 to \$303.8 million during 2008 as a result of an increase in occupancy levels and new management contracts, partially offset by an increase in general and administrative expenses and depreciation and amortization.

Facility Operations

A key performance indicator we use to measure the revenue and expenses associated with the operation of the facilities we own or manage is expressed in terms of a compensated man-day, and represents the revenue we generate and expenses we incur for one inmate for one calendar day. Revenue and expenses per compensated man-day are computed by dividing facility revenue and expenses by the total number of compensated man-days during the period. A compensated man-day represents a calendar day for which we are paid for the occupancy of an inmate. We believe the measurement is useful because we are compensated for operating and managing facilities at an inmate per-diem rate based upon actual or minimum guaranteed occupancy levels. We also measure our ability to contain costs on a

per-compensated man-day basis, which is largely dependent upon the number of inmates we accommodate. Further, per man-day measurements are also used to estimate our potential profitability based on certain occupancy levels relative to design capacity. Revenue and expenses per compensated man-day for all of the facilities we owned or managed, exclusive of those discontinued (see further discussion below regarding discontinued operations), were as follows for the years ended December 31, 2008 and 2007:

	For the Years Ended December 31,	
	2008	2007
Revenue per compensated man-day	\$ 57.07	\$ 54.62
Operating expenses per compensated man-day:		
Fixed expense	29.68	28.54
Variable expense	10.04	10.00
Total	39.72	38.54
Operating margin per compensated man-day	\$ 17.35	\$ 16.08
Operating margin	30.4%	29.4%
Average compensated occupancy	95.5%	98.2%
Average compensated population	75,986	72,050

Our operating margins for the year ended December 31, 2008 increased to 30.4% compared with 29.4% for the prior year. The increase in operating margins is largely the result of the increase in the average compensated population during the year ended December 31, 2008 as compared to the prior year. Also contributing to the increased operating margin during 2008, our revenue per compensated man-day increased 4.5% from \$54.62 during 2007 to \$57.07 during 2008. This increase in revenue per compensated man-day resulted from new contracts at higher average per diems than on existing contracts and from per diem increases we received on existing contracts.

Average compensated population increased 3,936 from 72,050 during the year ended December 31, 2007 to 75,986 during the year ended December 31, 2008. The increase in average compensated population resulted primarily from the placement of 6,886 expansion beds into service since January 2007, and the opening and subsequent ramp-up in populations at our 1,896-bed Saguaro Correctional Facility in June 2007. Further, we also commenced operation at our La Palma Correctional Center by placing 2,040 beds into service during the third and fourth quarters of 2008 and substantially filled those beds with inmates from the state of California.

Our total facility management revenue increased by \$150.8 million, or 10.5%, during 2008 compared with 2007 resulting primarily from an increase in revenue of approximately \$78.5 million generated by an increase in the average daily compensated population during 2008. The remaining increase in facility management revenue was primarily driven by the rate increase of 4.5% in the average revenue per compensated man-day resulting from per diem increases as well as new contracts at higher than average per diem rates than existing contracts.

State revenues increased \$112.4 million, or 15.6%, from \$719.6 million for the year ended December 31, 2007 to \$831.9 million for the year ended December 31, 2008. State revenues increased as certain states, such as the state of California, turned to the private sector to help alleviate their overcrowding situations, while other states utilized additional bed capacity we constructed for them or contracted to utilize additional beds at our facilities. We were also successful in achieving certain per diem increases caused by a strong demand for prison beds. We are monitoring the challenges faced by our customers as a result of the downturn in the economy and the unusual financial environment. Although this environment increases the level of uncertainty in the short-term, we believe the long-term implications are very positive as states may defer or cancel plans for adding new prison bed capacity, which should ensure a continuation of the supply and demand imbalance that has been benefiting the private prison industry.

Business from our federal customers, including the Federal Bureau of Prisons, or the BOP, the United States Marshals Service, or the USMS, and U.S. Immigration and Customs Enforcement, or ICE, continues to be a significant component of our business, increasing \$35.3 million, or 5.9% from \$593.6 million in 2007 to \$628.9 million in 2008. Our federal customers generated 39% and 41% of our total revenue for the years ended December 31, 2008 and 2007, respectively. Similar to business from our state customers, we were successful in achieving per diem increases under several of our federal management contracts as a result of a strong demand for prison beds.

Operating expenses totaled \$1,124.0 million and \$1,036.1 million for the years ended December 31, 2008 and 2007, respectively. Operating expenses consist of those expenses incurred in the operation and management of adult correctional and detention facilities, and for our inmate transportation subsidiary.

Fixed expenses per compensated man-day during the year ended December 31, 2008 increased 4.0% from \$28.54 in 2007 to \$29.68 in 2008 primarily as a result of an increase in salaries and benefits. Salaries and benefits represent the most significant component of fixed operating expenses, representing approximately 64% of our operating expenses. During 2008, salaries and benefits expense at our correctional and detention facilities increased \$65.2 million from 2007, most notably as a result of an increase in staffing levels at the aforementioned facilities such as our Saguaro facility that opened in June 2007, our La Palma facility that opened in July 2008, and at our North Fork and Tallahatchie facilities where expansion beds were placed into service.

Fixed costs per compensated man-day will be negatively impacted as we commence operations at newly developed facilities or as we hire additional staff at facilities we expand until the occupancy at such facilities reach stabilized levels. Further, as we fill our available beds, the opportunity to leverage our fixed costs, such as salaries and benefits, over a larger inmate population will be diminished. While we have historically experienced tight labor markets for correctional officers and nursing staff, the downturn in the economy could provide relief.

We continually evaluate the profitability of certain management contracts and may elect to terminate such contracts from time to time based on a variety of factors but primarily based on poor operating performance. Although generally more profitable, the operation of the facilities we own carries a higher degree of risk associated with a management contract than the operation of the facilities we manage but do not own because we incur significant capital expenditures to construct or acquire facilities we own. Additionally, correctional and detention facilities have a limited or no alternative use. Therefore, if a management contract is terminated at a facility we own, we continue to incur certain operating expenses, such as real estate taxes, utilities, and insurance, that we would not incur if a management contract was terminated for a managed-only facility. As a result, revenue per compensated man-day is typically higher for facilities we own and manage than for managed-only facilities. Because we incur higher expenses, such as repairs and maintenance, real estate taxes, and insurance, on the facilities we own and manage, our cost structure for facilities we own and manage is also higher than the cost structure for the managed-only facilities. The following tables display the revenue and expenses per compensated man-day for the facilities placed into service that we own and manage and for the facilities we manage but do not own:

	For the Years Ended December 31,	
	2008	2007
Owned and Managed Facilities:		
Revenue per compensated man-day	\$ 65.85	\$ 63.01
Operating expenses per compensated man-day:		
Fixed expense	31.96	30.67
Variable expense	10.79	10.79
Total	42.75	41.46
Operating margin per compensated man-day	\$ 23.10	\$ 21.55
Operating margin	35.1%	34.2%
Average compensated occupancy	94.5%	98.3%
Average compensated population	51,005	47,450
Managed Only Facilities:		
Revenue per compensated man-day	\$ 39.13	\$ 38.43
Operating expenses per compensated man-day:		
Fixed expense	25.02	24.43
Variable expense	8.50	8.48
Total	33.52	32.91
Operating margin per compensated man-day	\$ 5.61	\$ 5.52
Operating margin	14.3%	14.4%
Average compensated occupancy	97.8%	98.2%
Average compensated population	24,981	24,600

Owned and Managed Facilities

Our operating margins at owned and managed facilities for the year ended December 31, 2008 increased to 35.1% compared with 34.2% for 2007. The increase in operating margins at our owned and managed facilities is primarily attributable to the increase in the average compensated population during the year ended December 31, 2008 as compared to the prior year. The increase in average compensated population was largely the result of placing into service our 1,896-bed Saguaro Correctional Facility in June 2007, placing 2,040 beds into service at our La Palma Correctional Center during July and October 2008, and the completion of approximately 2,500 expansion beds at our North Fork Correctional Facility and Tallahatchie County Correctional Facility. Further, the aforementioned demand experienced with our federal and state customers has resulted in an increase in the overall average revenue per compensated man-day resulting from new contracts at higher average per diem rates than on existing contracts and from annual per diem increases.

The most notable increases in inmate populations during 2008 occurred at the Saguaro Correctional Facility, which opened in 2007, the La Palma Correctional Center, which opened during 2008, and the North Fork facility resulting from higher inmate populations from various existing state customers, and the Tallahatchie facility resulting from the receipt of inmate populations from the state of California. Our total revenues increased by \$78.0 million at these four facilities during the year ended December 31, 2008 compared to the prior year. As a result of the recently completed bed expansions, the North Fork and Tallahatchie facilities also have approximately 1,700 available beds as of December 31, 2008 that are expected to be used to house inmates from state customers.

The Saguaro Correctional Facility was constructed to provide the state of Hawaii the opportunity to consolidate its inmate populations into fewer facilities, while providing us with an additional supply of beds to meet anticipated demand. We completed construction of the Saguaro Correctional Facility in June 2007. While the consolidation of inmates from Hawaii did not result in a significant increase in total inmate populations, the consolidation created additional capacity at our Diamondback and Tallahatchie facilities, which was substantially utilized by additional inmate populations from the states of Arizona and California, respectively, pursuant to new management contracts. The consolidation also created additional capacity at our Red Rock Correctional Center, which was substantially utilized with additional inmate populations from the state of California during the second quarter of 2008.

On October 5, 2007, we announced that we had entered into a new agreement with the State of California Department of Corrections and Rehabilitation, or CDCR, for the housing of up to 7,772 inmates from the state of California. The new contract replaced and superseded the previous contract we had with the CDCR, which provided housing for up to 5,670 inmates. In January 2008, this agreement was further amended to allow for an additional 360 CDCR inmates. As a result, we now have a contract that provides the CDCR with the ability to house up to 8,132 inmates in six of the facilities we own. The new agreement, which is subject to appropriations by the California legislature, expires June 30, 2011, and provides for a minimum payment based on the greater of the actual occupancy or 90% of the capacity made available to the CDCR at each facility in which inmates are housed. The minimum payments are subject to specific terms and conditions in the new contract at each facility that houses CDCR inmates.

In October 2007, we announced that we would begin construction of our new 3,060-bed La Palma Correctional Center, which we expect to be fully utilized by the CDCR. We completed construction of the new La Palma Correctional Center during the first quarter of 2009 at an estimated total cost of \$200.0 million. However, we opened a portion of the new facility and began receiving inmates from the state of California during the third quarter of 2008. As a condition of undertaking the substantial cost required to construct the La Palma Correctional Center, the CDCR agreed to occupy the beds allocated to it in accordance with a Phase-In Schedule, and to make a minimum payment based on the greater of the actual occupancy or 90% of the capacity available to CDCR according to the Phase-In Schedule.

We currently expect that we will ultimately provide the CDCR approximately 960 beds at our Florence Correctional Center, 80 beds at our West Tennessee Detention Facility, 2,592 beds at our Tallahatchie facility, 1,080 beds at our North Fork facility, 360 beds at our Red Rock facility, and 3,060 beds at the new La Palma facility, with the final transfer from California occurring during the second quarter of 2009. As of December 31, 2008, we held approximately 6,200 inmates from the state of California.

We remain optimistic that the state of California will continue to utilize out-of-state beds to alleviate its severe overcrowding situation. However, several legal proceedings have challenged the State's ability to send inmates out-of-state. Legislative enactments or additional legal proceedings, including a proceeding under federal jurisdiction that could potentially reduce the number of inmates in the California prison system, may impact the out-of-state transfer of

inmates or could result in the return of inmates we currently house for the CDCR. If transfers from California are limited as a result of one or more of these proceedings, we would market the beds designated for the CDCR, including those that are provided at our new La Palma Correctional Center, to other federal and state customers. While we currently believe we would ultimately be able to fill a substantial portion of such beds, the utilization would likely be at a much slower pace.

As a result of weakness in inmate populations from the District of Columbia, the 1,500-bed D.C. Correctional Treatment Facility experienced a decline in occupancy from 72% during 2007 to 62% during 2008, negatively impacting margins on our owned and managed business. We have recently agreed with the District of Columbia to permit the utilization of available space at this facility by the USMS. The 1,600-bed Prairie Correctional Facility also experienced a reduction in inmate populations resulting from the state of Minnesota opening a new state facility which resulted in the transfer of approximately 300 Minnesota inmates back to the state facility since August 2008, with further reductions expected in 2009. These inmate transfers have resulted in a decline in revenue and operating margin at the Prairie facility and also results in having approximately 460 beds at this facility available for new or existing customers as of December 31, 2008.

Managed-Only Facilities

Our operating margins decreased slightly at managed-only facilities during the year ended December 31, 2008 to 14.3% from 14.4% during the year ended December 31, 2007. The managed-only business remains very competitive which continues to put pressure on per diems resulting in only marginal increases in the managed-only revenue per compensated man-day. Revenue per compensated man-day increased 1.8% during the year ended December 31, 2008 compared with the prior year.

Operating expenses per compensated man-day increased 1.9% to \$33.52 during the year ended December 31, 2008 from \$32.91 during the prior year. The increase in operating expenses per compensated man-day was caused in part by an increase in salaries and benefits largely due to annual salary increases. Additionally, we experienced an increase in legal expenses at managed-only facilities during 2008 compared with 2007. Expenses associated with legal proceedings may fluctuate from quarter to quarter based on new or threatened litigation, changes in our assumptions, new developments, or the effectiveness of our litigation and settlement strategies.

Although the managed-only business is attractive because it requires little or no upfront investment and relatively modest ongoing capital expenditures, we expect the managed-only business to remain competitive. Any reductions to our per diem rates or the lack of per diem increases at managed-only facilities would likely result in a further deterioration in our operating margins.

During the years ended December 31, 2008 and 2007, managed-only facilities generated 10.6% and 11.7%, respectively, of our total facility contribution. We define facility contribution as a facility's operating income or loss before interest, taxes, goodwill impairment, depreciation, and amortization.

In April 2008, we agreed with the New Mexico Department of Corrections to suspend operations of the 192-bed Camino Nuevo Correctional Center in Albuquerque, New Mexico, and transfer existing populations to our New Mexico Women's Correctional Facility in Grants, New Mexico. Operations were suspended due to consistently low inmate populations that were not adequate to maintain efficient operations. During the third quarter of 2008, we mutually agreed with the New Mexico Department of Corrections to terminate the management contract for the Camino Nuevo Correctional Center. The Camino Nuevo facility operated at a loss of \$0.6 million and an operating profit \$0.1 million during the years ended December 31, 2008 and 2007, respectively, inclusive of depreciation expense.

Pursuant to a re-bid of the management contracts, during September 2008, we were notified by the Texas Department of Criminal Justice ("TDCJ") of its intent to transfer the management of the 500-bed B.M. Moore Correctional Center in Overton, Texas and the 518-bed Diboll Correctional Center in Diboll, Texas to another operator, upon the expiration of the management contracts on January 16, 2009. Both of these facilities are owned by the TDCJ. We currently expect to reclassify the results of operations, net of taxes, and the assets and liabilities of these two facilities as discontinued operations upon termination of the management contracts in the first quarter of 2009 for all periods presented. Revenue and operating expenses for these two facilities was \$12.5 million and \$11.3 million for the year ended December 31, 2008 compared with revenue and operating expenses of \$11.9 million and \$11.0 million for the year ended December 31, 2007.

General and administrative expense

For the years ended December 31, 2008 and 2007, general and administrative expenses totaled \$80.3 million and \$74.4 million, respectively. General and administrative expenses consist primarily of corporate management salaries and benefits, professional fees and other administrative expenses. General and administrative expenses increased from 2007 primarily as a result of an increase in salaries and benefits resulting from an increase in corporate staffing levels to help ensure the quality and effectiveness of our facility operations and to intensify our efforts on developing new bed capacity. Also as a result of our intensified efforts to develop new capacity, we incurred charges of \$1.7 million during 2008 in connection with the abandonment of certain development projects. We incurred \$0.3 million of such expenses in 2007. General and administrative expenses could increase in the future for the write-off of additional pre-acquisition costs in the event we decide to abandon any such projects.

General and administrative expenses were also higher as a result of an increase of \$2.0 million of stock-based compensation awarded to employees. For the year ended December 31, 2008, we recognized approximately \$8.5 million of general and administrative expense for stock-based compensation compared with \$6.5 million of stock-based compensation expense recognized during the year ended December 31, 2007.

Depreciation and amortization

For the years ended December 31, 2008 and 2007, depreciation and amortization expense totaled \$90.8 million and \$78.5 million, respectively. The increase in depreciation and amortization from 2007 resulted primarily from additional depreciation expense recorded on various completed facility expansion and development projects, most notably our Saguaro Correctional Facility placed into service in June 2007 and our La Palma Correctional Center where we activated 1,020 beds in July 2008 and another 1,020 beds in October 2008. We currently expect depreciation and amortization to increase in 2009 as we recognize the full year impact of these facility expansion and development projects, and as we commence depreciation on our newly constructed Adams County Correctional Center.

Goodwill impairment

During the fourth quarter of 2007, in connection with our annual budgeting process and annual goodwill impairment analysis, we recognized a goodwill impairment charge of \$1.5 million related to the management of two of our managed-only facilities. This impairment charge resulted from poor operating performance combined with an unfavorable forecast of future cash flows under the current management contracts at these facilities. The impairment charge was computed using a discounted cash flow method. During 2008, we exercised our option to terminate one of the management contracts upon expiration of the contract in the fourth quarter of 2008, and thus the goodwill impairment charge was reported as discontinued operations as discussed further hereafter.

Interest expense, net

Interest expense was reported net of interest income and capitalized interest for the years ended December 31, 2008 and 2007. Gross interest expense, net of capitalized interest, was \$62.8 million and \$64.5 million, respectively, for the years ended December 31, 2008 and 2007. Gross interest expense during these periods was based on outstanding borrowings under our revolving credit facility, our outstanding senior notes, and amortization of loan costs and unused facility fees. We expect gross interest expense to increase in the future as we utilize our revolving credit facility to fund our stock repurchase program and/or additional expansion and development projects. Further, we expect capitalized interest to decline in future periods as many of our facility development and expansion projects have been completed during 2007 and 2008.

Gross interest income was \$3.4 million and \$10.8 million, respectively, for the years ended December 31, 2008 and 2007. Gross interest income is earned on cash collateral requirements, a direct financing lease, notes receivable, investments, and cash and cash equivalents, and decreased due to lower cash and investment balances during 2008 compared with 2007 which were used to fund our expansion and development projects.

Capitalized interest was \$13.5 million and \$7.6 million during 2008 and 2007, respectively, and was associated with various construction and expansion projects further described under "Liquidity and Capital Resources" hereafter.

Income tax expense

During the years ended December 31, 2008 and 2007, our financial statements reflected an income tax provision of \$92.1 million and \$80.5 million, respectively, and our effective tax rate was approximately 37.7% during both the years. Our annual effective tax rate in 2008 was consistent with the effective tax rate in 2007, as increases in our projected taxable income in states with higher statutory tax rates and the full year impact of an adverse change in Texas tax law were substantially offset by an increase in state tax credits resulting from certain tax planning strategies. Our effective tax rate is estimated based on our current projection of taxable income and could fluctuate based on changes in these estimates, the implementation of tax strategies, changes in federal or state tax rates, changes in tax laws, or changes in state apportionment factors, as well as changes in the valuation allowance applied to our deferred tax assets that are based primarily on the amount of state net operating losses and tax credits that could expire unused.

Discontinued operations

As a result of Shelby County's evolving relationship with the Tennessee Department of Children's Services ("DCS") whereby DCS prefers to oversee the juveniles at facilities under DCS control, we ceased operations of the 200-bed Shelby Training Center located in Memphis, Tennessee in August 2008. We reclassified the results of operations, net of taxes, and the assets and liabilities of this facility, excluding property and equipment, as discontinued operations upon termination of the management contract during the third quarter of 2008. The property and equipment of this facility will continue to be reported as continuing operations, as we retained ownership of the building and equipment and completed the purchase of the land during the fourth quarter of 2008 from Shelby County, Tennessee for \$150,000. The Shelby Training Center operated at break-even and generated a profit of \$0.5 million, net of taxes, during the years ended December 31, 2008 and 2007, respectively.

In May 2008, we notified the Bay County Commission of our intention to exercise our option to terminate the operational management contract for the 1,150-bed Bay County Jail and Annex in Panama City, Florida, effective October 9, 2008. The Bay County Jail and Annex incurred a loss of \$1.0 million and a profit of \$0.1 million, net of taxes, during the years ended December 31, 2008 and 2007, respectively.

Year Ended December 31, 2007 Compared to Year Ended December 31, 2006

During the year ended December 31, 2007, we generated net income of \$133.4 million, or \$1.06 per diluted share, compared with net income of \$105.2 million, or \$0.86 per diluted share, for the previous year. Contributing to the net income for 2007 compared to the previous year was an increase in operating income of \$42.2 million, from \$224.5 million during 2006 to \$266.7 million during 2007 as a result of an increase in occupancy levels and new management contracts, partially offset by an increase in general and administrative expenses and depreciation and amortization.

Facility Operations

Revenue and expenses per compensated man-day for all of the facilities we owned or managed, exclusive of those discontinued (see further discussion below regarding discontinued operations), were as follows for the years ended December 31, 2007 and 2006:

	For the Years Ended December 31,	
	2007	2006
Revenue per compensated man-day	\$ 54.62	\$ 52.71
Operating expenses per compensated man-day:		
Fixed expense	28.54	28.17
Variable expense	10.00	9.90
Total	38.54	38.07
Operating margin per compensated man-day	\$ 16.08	\$ 14.64
Operating margin	29.4%	27.8%
Average compensated occupancy	98.2%	95.0%
Average compensated population	72,050	66,735

Average compensated occupancy for the year ended December 31, 2007 increased to 98.2% from 95.0% in the prior year despite placing into service approximately 6,200 additional beds during 2006 and 2007 as a result of the completion of several expansion and development projects. The increase in occupancy resulted from the commencement of a new management contract with ICE at our Stewart Detention Center in Lumpkin, Georgia in the fourth quarter of 2006, the re-opening of our North Fork Correctional Facility in the first quarter of 2006, and the commencement of operations at our Red Rock Correctional Center during the third quarter of 2006.

Business from our federal customers, including the BOP, the USMS, and ICE, continued to be a significant component of our business, increasing \$67.6 million, or 12.9% from \$526.0 million in 2006 to \$593.6 million in 2007. Our federal customers generated 41% and 40% of our total revenue for the years ended December 31, 2007 and 2006, respectively. In addition to the aforementioned contract with ICE at our Stewart Detention Center, a modified contract with ICE at our T. Don Hutto Residential Center in Taylor, Texas that commenced in May 2006 also contributed to an increase in federal revenue during 2007.

State revenues increased \$74.5 million, or 11.6%, from \$645.1 million in 2006 to \$719.6 million in 2007, as certain states, such as the state of California, turned to the private sector to help alleviate their overcrowding situations, while other states utilized additional bed capacity we constructed for them or contracted to utilize additional beds at our facilities. We were also successful in achieving certain per diem increases caused by a strong demand for prison beds.

Operating expenses totaled \$1,036.1 million and \$947.9 million for the years ended December 31, 2007 and 2006, respectively. During 2007, salaries and benefits expense at our correctional and detention facilities increased \$55.6 million from 2006, most notably as a result of an increase in staffing levels at our Red Rock Correctional Center and Stewart Detention Center resulting from the commencement of new management contracts during 2006. However, salaries and benefits expense for the year ended December 31, 2007 experienced only a modest increase on a per compensated man-day basis of 1.5% compared with the prior year, as we were able to leverage our salaries and benefits over a larger inmate population across the portfolio, where the additional inmates utilized existing space within our facilities that did not require us to hire additional staff. The marginal changes in per man-day costs were also net of increased staffing levels at our 1,896-bed Saguaro Correctional Facility resulting from commencement of operations in June 2007.

Facility variable expenses increased 1.0% from \$9.90 per compensated man-day during 2006 to \$10.00 per compensated man-day during 2007. The increase in facility variable expenses per compensated man-day was primarily the result of general inflationary increases in the costs of services. Facility variable expenses also increased during 2007 compared with the prior year at our Saguaro Correctional Facility as a result of the commencement of operations in June 2007 and at our Stewart Detention Center as a result of the commencement of the new ICE management contract at this facility during the fourth quarter of 2006.

The following tables display the revenue and expenses per compensated man-day for the facilities we own and manage and for the facilities we manage but do not own:

	For the Years Ended December 31,	
	2007	2006
Owned and Managed Facilities:		
Revenue per compensated man-day	\$ 63.01	\$ 60.87
Operating expenses per compensated man-day:		
Fixed expense	30.67	30.53
Variable expense	10.79	10.72
Total	41.46	41.25
Operating margin per compensated man-day	\$ 21.55	\$ 19.62
Operating margin	34.2%	32.2%
Average compensated occupancy	98.3%	93.5%
Average compensated population	47,450	42,937
Managed Only Facilities:		
Revenue per compensated man-day	\$ 38.43	\$ 37.98
Operating expenses per compensated man-day:		
Fixed expense	24.43	23.90
Variable expense	8.48	8.41
Total	32.91	32.31
Operating margin per compensated man-day	\$ 5.52	\$ 5.67
Operating margin	14.4%	14.9%
Average compensated occupancy	98.2%	97.8%
Average compensated population	24,600	23,798

Owned and Managed Facilities

Our operating margins at owned and managed facilities for the year ended December 31, 2007 increased to 34.2% compared with 32.2% for the prior year. The increase in operating margins at our owned and managed facilities was largely the result of the increase in the average compensated occupancy during 2007 to 98.3% compared to 93.5% in 2006. Our total compensated population at owned and managed facilities increased by 10.5% during 2007 as compared to the prior year. The increase in average compensated occupancy was achieved despite the completion of construction and placing into service our 1,596-bed Red Rock Correctional Center in July 2006, our 1,896-bed Saguaro Correctional Facility in June 2007, and the completion of approximately 1,800 expansion beds at our Crossroads Correctional Center, North Fork Correctional Facility, and Tallahatchie County Correctional Facility. Further, the aforementioned demand experienced with our federal and state customers resulted in an increase in the overall average revenue per compensated man-day resulting from new contracts at higher than average per diems on existing contracts and from annual per diem increases.

The most notable increases in compensated occupancy during 2007 occurred at the Stewart Detention Center due to the ICE contract that began in October 2006 and for the re-opening of the North Fork Correctional Facility in anticipation of inmate population needs from various existing state and federal customers. Further, the opening of our Red Rock Correctional Center located in Eloy, Arizona in July 2006 also positively impacted our compensated occupancy during 2007. As a result of the commencement of operations at these three facilities our total revenues increased by \$68.9 million during the year ended December 31, 2007 as compared to the prior year.

On May 2, 2007, we were awarded a contract to house up to 2,160 inmates at our Diamondback Correctional Facility in Watonga, Oklahoma by the Arizona Department of Corrections. The contract provides for a guaranteed 95% occupancy that becomes effective upon reaching 95% capacity following an agreed ramp-up period. As of December 31, 2007, we housed 2,120 Arizona inmates at this facility. During the third quarter of 2007, we completed the relocation of the Hawaiian inmates from our Diamondback facility to our newly completed 1,896-bed Saguaro Correctional Facility. During the year ended December 31, 2007, we incurred approximately \$1.6 million in transportation expenses to transition existing Arizona inmate populations in exchange for a larger Arizona population.

In order to maintain an adequate supply of available beds to meet anticipated demand, while offering the state of Hawaii the opportunity to consolidate its inmates into fewer facilities, we commenced construction during 2005 of the Saguaro Correctional Facility. The Saguaro Correctional Facility was completed in June 2007. As of December 31, 2007, we housed 1,732 inmates from the state of Hawaii at the Saguaro facility. Our results of operations during 2007 at the Saguaro facility were negatively impacted by the increased staffing and other expenses associated with the ramp-up of operations at this new facility.

Additionally, facility contribution at our Tallahatchie County Correctional Facility deteriorated by approximately \$1.8 million during 2007 from 2006 as a result of the movement of Hawaiian inmates from the Tallahatchie facility to the Saguaro facility. Accordingly, the decline in occupancy at this facility from an average of 91% in 2006 to an average of 78% in 2007 resulted in a reduction in operating margin.

Managed-Only Facilities

Our operating margins decreased slightly at managed-only facilities during the year ended December 31, 2007 to 14.4% from 14.9% during the year ended December 31, 2006. The managed-only business remained very competitive which continued to put pressure on per diems resulting in only marginal increases in the managed-only revenue per compensated man-day. Compensated occupancy at managed-only facilities increased from 97.8% during 2006 to 98.2% during 2007 despite placing 360 beds into service in January 2007 at the Citrus County Detention Facility located in Lecanto, Florida, 384 beds into service in June 2007 at the Gadsden Correctional Institution located in Quincy, Florida, and 235 beds into service in July 2007 at the Bay Correctional Facility located in Panama City, Florida.

During September 2005, we announced that Citrus County renewed our contract for the continued management of the Citrus County Detention Facility. The terms of the new agreement included a 360-bed expansion that was substantially completed during the first quarter of 2007 for a cost of approximately \$18.5 million, funded by utilizing cash on hand. The facility, which now has a design capacity of 760 beds, experienced an increase in inmate populations during 2007. During 2007, the facility maintained an average daily inmate population of 646 inmates compared with an average daily inmate population of 426 inmates during 2006, which resulted in an increase in revenue and operating margin at this facility.

Increases in occupancy during 2007 compared with 2006 at the Metro-Davidson County Detention Facility in Nashville, Tennessee and the Idaho Correctional Center in Boise, Idaho also contributed to the overall increase in our operating margins for managed-only facilities.

The operating margin at managed-only facilities was negatively affected during the year ended December 31, 2007 as a result of a new contract at the Lake City Correctional Facility located in Lake City, Florida. During November 2005, the Florida Department of Management Services, or Florida DMS, solicited proposals for the management of the Lake City Correctional Facility beginning July 1, 2006. We responded to the proposal and were notified in April 2006 of the Florida DMS's intent to award a contract to us. We negotiated a three-year contract in exchange for a reduced per diem effective July 1, 2006, which resulted in a reduction in revenue and operating margin at this facility during the second half of 2006 and for the full year ended December 31, 2007. The per diem reduction also took into consideration an increase in inmate populations resulting from a 543-bed expansion completed in March 2005.

During the years ended December 31, 2007 and 2006, managed-only facilities generated 11.7% and 13.8%, respectively, of our total facility contribution.

General and administrative expense

For the years ended December 31, 2007 and 2006, general and administrative expenses totaled \$74.4 million and \$63.6 million, respectively. General and administrative expenses increased from 2006 primarily as a result of an increase in salaries and benefits resulting from an increase in corporate staffing levels to help ensure the quality and effectiveness of our facility operations, to intensify our efforts on developing new bed capacity, and to implement and support numerous technology initiatives. As a result of our intensified efforts to develop new capacity, we capitalized certain pre-acquisition costs directly associated with a number of development projects.

General and administrative expenses were also higher as a result of an increase of \$0.8 million of restricted stock-based compensation awarded to employees who had historically been awarded stock options and an increase of \$0.8 million in stock option expense in 2007 compared with 2006. For the year ended December 31, 2007, we recognized approximately \$4.1 million of general and administrative expense for the amortization of restricted stock granted to these employees in 2005, 2006, and 2007 since the amortization period spans the three-year vesting period of each restricted share award.

Further, on January 1, 2006, consistent with Statement of Financial Accounting Standards No. 123R, "Share-Based Payment," or SFAS 123R, we began recognizing general and administrative expenses for the amortization of employee stock options granted after January 1, 2006 to employees whose compensation is charged to general and administrative expense. Until January 1, 2006, we had not recognized stock option expense in our income statement, except for a compensation charge of \$1.0 million reported in the fourth quarter of 2005 for the acceleration of vesting of outstanding options. For the year ended December 31, 2007, we recognized \$2.4 million of general and administrative expense for the amortization of employee stock options granted after January 1, 2006.

Depreciation and amortization

For the years ended December 31, 2007 and 2006, depreciation and amortization expense totaled \$78.5 million and \$67.3 million, respectively. The increase in depreciation and amortization from 2006 resulted from the combination of additional depreciation expense recorded on various completed facility expansion and development projects, most notably our Red Rock Correctional Center placed into service in July 2006, and our Saguaro Correctional Center placed into service in June 2007, and the additional depreciation on our investments in technology and other capital expenditures.

Goodwill impairment

During the fourth quarter of 2007, in connection with our annual budgeting process and annual goodwill impairment analysis, we recognized a goodwill impairment charge of \$1.5 million related to the management of two of our managed-only facilities. This impairment charge resulted from recent poor operating performance combined with an unfavorable forecast of future cash flows under the current management contracts at these facilities. The impairment charge was computed using a discounted cash flow method. During 2008, we exercised our option to terminate one of the management contracts upon expiration of the contract in the fourth quarter of 2008, and thus the goodwill impairment charge is reported as discontinued operations.

Interest expense, net

Interest expense was reported net of interest income and capitalized interest for the years ended December 31, 2007 and 2006. Gross interest expense, net of capitalized interest, was \$64.5 million and \$67.9 million, respectively, for the years ended December 31, 2007 and 2006. Gross interest expense during these periods was based on outstanding borrowings under our senior bank credit facility, our outstanding senior notes, and amortization of loan costs and unused facility fees.

Gross interest income was \$10.8 million and \$9.1 million, respectively, for the years ended December 31, 2007 and 2006. Gross interest income was earned on cash collateral requirements, a direct financing lease, notes receivable, investments, and cash and cash equivalents, and increased due to a higher average cash and investment balance during 2007 compared with 2006 generated from operating cash flows.

Capitalized interest was \$7.6 million and \$4.7 million during 2007 and 2006, respectively, and was associated with various construction and expansion projects further described under "Liquidity and Capital Resources" hereafter.

Expenses associated with debt refinancing and recapitalization transactions

For the year ended December 31, 2006, expenses associated with debt refinancing and recapitalization transactions were \$1.0 million. Charges of \$1.0 million in the first quarter of 2006 consisted of the write-off of existing deferred loan costs associated with the pay-off and retirement of the old senior bank credit facility.

Income tax expense

During the years ended December 31, 2007 and 2006, our financial statements reflected an income tax provision of \$80.5 million and \$60.6 million, respectively.

Our effective tax rate was approximately 37.7% during the year ended December 31, 2007 compared to approximately 36.8% during the year ended December 31, 2006. Our annual effective tax rate increased for 2007 as a result of an increase in our taxable income in states with higher statutory tax rates, the negative impact of a change in Texas tax law, and interest associated with uncertain tax positions required pursuant to FASB's Interpretation No. 48, "Accounting for Uncertainty in Income Taxes—an interpretation of FASB Statement No. 109" ("FIN 48").

Upon adoption of FIN 48 on January 1, 2007, we recognized a \$2.2 million increase in the liability for uncertain tax positions net of certain benefits associated with state net operating losses, which was recorded as an adjustment to the January 1, 2007 balance of retained earnings. We had a \$5.0 million liability recorded for uncertain tax positions as of December 31, 2007.

Our overall effective tax rate is estimated based on our current projection of taxable income and could change in the future as a result of changes in these estimates, the implementation of additional tax strategies, changes in federal or state tax rates, changes in estimates related to uncertain tax positions, or changes in state apportionment factors, as well as changes in the valuation allowance applied to our deferred tax assets that are based primarily on the amount of state net operating losses and tax credits that could expire unused.

Discontinued operations

During September 2006, we received notification from the Liberty County Commission in Liberty County, Texas that, as a result of a contract bidding process, the County elected to transfer management of the 380-bed Liberty County Jail/Juvenile Center to another operator. Accordingly, we transferred operation of the facility to the other operator upon expiration of the management contract in January 2007. This facility incurred a loss of \$0.2 million, net of taxes, during the year ended December 31, 2006.

In November 2007, we accepted an unsolicited offer to sell a facility located in Houston, Texas and leased to a third-party operator. In accordance with Statement of Financial Accounting Standards No. 144, "Accounting for the Impairment or Disposal of Long-Lived Assets", or SFAS 144, we reclassified the results of operations of the facility to discontinued operations. During February 2008, at the request of the operator we agreed to extend the proposed closing date and fix the sales price through June 30, 2008. During the second quarter of 2008, the third-party operator elected not to purchase the facility and instead signed a new lease for the facility effective July 1, 2008. As a result, we reclassified the facility previously classified as held for sale as an asset to be held and used and the asset is now reported in property and equipment in the accompanying consolidated balance sheet. Further, in accordance with SFAS 144, we reclassified the results of operations of this facility to be included in income from continuing operations for all periods presented.

As a result of Shelby County's evolving relationship with the Tennessee Department of Children's Services ("DCS") whereby the DCS prefers to oversee the juveniles at facilities under DCS control, we ceased operations of the 200-bed Shelby Training Center located in Memphis, Tennessee in August 2008. We reclassified the results of operations, net of taxes, and the assets and liabilities of this facility, excluding property and equipment, as discontinued operations upon termination of the management contract during the third quarter of 2008. The property and equipment of this facility will continue to be reported as continuing operations, as we retained ownership of the building and equipment and completed the purchase of the land during the fourth quarter of 2008 from Shelby County, Tennessee for \$150,000. The Shelby Training Center generated a profit of \$0.5 million and \$0.2 million, net of taxes, during the years ended December 31, 2007 and 2006, respectively, inclusive of depreciation expense.

In May 2008, we notified the Bay County Commission of our intention to exercise our option to terminate the operational management contract for the 1,150-bed Bay County Jail and Annex in Panama City, Florida, effective October 9, 2008. The Bay County Jail and Annex generated a profit of \$0.1 million and \$0.9 million, net of taxes, during the years ended December 31, 2007 and 2006, respectively.

LIQUIDITY AND CAPITAL RESOURCES

Our principal capital requirements are for working capital, capital expenditures, and debt service payments. Capital requirements may also include cash expenditures associated with our outstanding commitments and contingencies, as further discussed in the notes to our financial statements. Additionally, we may incur capital expenditures to expand the design capacity of certain of our facilities (in order to retain management contracts) and to increase our inmate bed capacity for anticipated demand from current and future customers. We may acquire additional correctional facilities that we believe have favorable investment returns and increase value to our stockholders. We also regularly evaluate the most efficient use of our capital resources and respond to changes in market conditions, such as those that occurred during the fourth quarter of 2008, by taking advantage of opportunities to use our capital resources to repurchase our common stock at prices which would equal or exceed the rates of return when we invest in new beds. We will also consider opportunities for growth, including potential acquisitions of businesses within our line of business and those that provide complementary services, provided we believe such opportunities will broaden our market share and/or increase the services we can provide to our customers.

As a result of increased demand from both our federal and state customers and the utilization of a significant portion of our existing available beds, we intensified our efforts to deliver new capacity to address the lack of available beds that our existing and potential customers are experiencing. We can provide no assurance, however, that the increased capacity that we construct will be utilized. The following addresses certain significant projects that are currently in process:

In October 2007, we announced our intention to construct our new 3,060-bed La Palma Correctional Center located in Eloy, Arizona, which we expect to be fully utilized by the CDCR. We completed construction of the new La Palma Correctional Center during the first quarter of 2009 at an estimated total cost of \$200.0 million. However, we opened a portion of the new facility and began receiving inmates from the state of California at this facility during the third quarter of 2008.

In May 2008, we announced that we were awarded a contract by the OFDT to design, build, and operate a new correctional facility located in Pahrump, Nevada, approximately 65 miles outside of Las Vegas, Nevada. Our new 1,072-bed Nevada Southern Detention Center is expected to house approximately 1,000 federal prisoners. The contract provides for a guarantee of up to 750 prisoners and includes an initial term of five years with three five-year renewal options. We will commence construction of our new Nevada Southern Detention Center upon receipt of a Notice to Proceed from the OFDT. We currently expect construction to be complete during the second quarter of 2010, at an estimated cost of \$83.5 million.

The following table summarizes these construction projects. Estimated costs include pre-acquisition costs (as applicable), land acquisition costs, design and construction costs, capitalized interest, as well as furniture, fixtures, and equipment required to operate the beds:

<u>Facility</u>	<u>No. of beds</u>	<u>Estimated completion date</u>	<u>Estimated remaining cost to complete as of Dec. 31, 2008 (in thousands)</u>
La Palma Correctional Center Eloy, AZ	3,060	First quarter 2009	\$ 5,534
Nevada Southern Detention Center Pahrump, NV	1,072	Second quarter 2010	69,736
Total	4,132		\$ 75,270

In addition, during February 2008, we announced our intention to construct our new 2,040-bed Trousdale Correctional Center in Trousdale County, Tennessee. However, we have temporarily suspended the construction of this facility until we have greater clarity around the timing of future bed absorption by our customers. We will continue to monitor our customers' needs, and could promptly resume construction of the facility. Currently, resumption could occur at little or no incremental cost from our original estimate.

In addition to the foregoing, the following expansions and development projects were completed during 2007 and 2008:

<u>Facility</u>	<u>No. of beds</u>	<u>Completion date</u>	<u>Cost</u> <u>(in thousands)</u>
Citrus County Detention Facility Lecanto, FL	360	First quarter 2007	\$ 18,500
Crossroads Correctional Center Shelby, MT	96	First quarter 2007	5,000
Saguaro Correctional Facility Eloy, AZ	1,896	Second quarter 2007	102,600
Tallahatchie County Correctional Facility Tutwiler, MS	720	Fourth quarter 2007	40,000
	720	Second quarter 2008	45,500
	128	Fourth quarter 2008	8,000
North Fork Correctional Facility Sayre, OK	960	Fourth quarter 2007	53,000
Eden Detention Center Eden, TX	129	First quarter 2008	19,500 ⁽¹⁾
Kit Carson Correctional Center Burlington, CO	720	First quarter 2008	42,000
Bent County Correctional Facility Las Animas, CO	720	Second quarter 2008	45,000
Leavenworth Detention Center Leavenworth, KS	266	Second quarter 2008	21,000 ⁽²⁾
Cimarron Correctional Facility Cushing, OK	660	Fourth quarter 2008	40,000
Davis Correctional Facility Holdenville, OK	660	Third quarter 2008	40,000
Adams County Correctional Center Adams County, MS	2,232	Fourth quarter 2008	126,000
Total	<u>10,267</u>		<u>\$ 606,100</u>

(1) The cost included a renovation of the facility pursuant to a new contract award from the BOP to house up to 1,558 federal inmates. These beds were substantially occupied by the end of the second quarter of 2008.

(2) The cost included a renovation of the existing building infrastructure to accommodate higher detainee populations.

In order to retain federal inmate populations we currently manage in the San Diego Correctional Facility, we may be required to construct a new facility in the future. The San Diego Correctional Facility is subject to a ground lease with the County of San Diego. Under the provisions of the lease, the facility is divided into three different properties (Initial, Existing and Expansion Premises), all of which have separate terms ranging from June 2006 to December 2015.

Ownership of the Initial portion of the facility containing approximately 950 beds reverts to the County upon expiration of the lease on December 31, 2015. The County has the right to purchase the Initial portion of the facility, but no sooner than December 31, 2011, at a price generally equal to the cost of the premises, less an allowance for the amortization over a 20-year period. The lease for the Expansion portion of the facility containing approximately 200 beds expires December 31, 2011. However, the County may terminate the lease for the Expansion portion of the facility by providing us with 270 days notice. The third portion of the lease (Existing Premises) included 200 beds that expired in June 2006 and was not renewed.

Upon expiration of the lease for the Initial Premises, or should the County exercise its right to purchase the Initial Premises or terminate our lease for the Expansion Premises, we will likely be required to relocate a portion of the existing federal inmate population to other available beds within or outside the San Diego Correctional Facility, which could include the construction of a new facility. However, we can provide no assurance that we will be able to retain these inmate populations.

During the year ended December 31, 2008, we capitalized \$35.3 million of facility maintenance and technology related expenditures, compared with \$47.5 million during the year ended December 31, 2007. We expect to incur approximately \$53.6 million in facility maintenance and information technology expenditures during 2009. We also currently expect to pay approximately \$85.0 million to \$95.0 million in federal and state income taxes during 2009, compared with \$54.9 million during 2008. Income taxes paid in 2008 reflect the favorable tax depreciation provisions on qualified assets under the Economic Stimulus Act of 2008 signed into law in February 2008, as well as on our Adams County Correctional Center, which is in a location that qualifies for accelerated depreciation under the Gulf Opportunity Zone Act of 2005.

During December 2007, we entered into a new \$450.0 million senior secured revolving credit facility arranged by Banc of America Securities LLC and Wachovia Capital Markets, LLC. The new senior secured revolving credit facility replaced our previous \$250.0 million revolving credit facility. The new revolving credit facility is utilized to fund expansion and development projects, our stock repurchase program described hereafter, as well as for working capital, capital expenditures and general corporate purposes. At our option, interest on outstanding borrowings is based on either a base rate plus a margin ranging from 0.00% to 0.50% or a London Interbank Offered Rate, or LIBOR, plus a margin ranging from 0.75% to 1.50%. The applicable margins are subject to adjustments based on our leverage ratio. The revolving credit facility currently bears interest at a base rate plus a margin of 0.00% or a LIBOR plus a margin of 0.75%.

In November 2008, our Board of Directors approved a program to repurchase up to \$150.0 million of our common stock. Given current market conditions, we believe that it is appropriate to use a portion of our capital resources to repurchase common stock at prices which would equal or exceed the rates of return we require when we invest in new beds. Funds for the repurchase of shares are expected to come primarily from cash on hand, borrowings under our credit facility and cash from operating activities. During the fourth quarter of 2008, we completed the purchase of 1.1 million shares of our common stock for \$16.6 million.

We have the ability to fund our capital expenditure requirements, including the aforementioned construction projects, as well as our information technology expenditures, working capital, debt service requirements, and the stock repurchase program, with cash on hand, net cash provided by operations, and borrowings available under our revolving credit facility.

As of December 31, 2008, our liquidity was provided by cash on hand of \$34.1 million, and \$191.3 million available under our \$450.0 million revolving credit facility. During the years ended December 31, 2008 and 2007, we generated \$273.6 million and \$250.9 million, respectively, in cash through operating activities, and as of December 31, 2008 and 2007, we had net working capital of \$146.5 million and \$125.9 million, respectively. We currently expect to be able to meet our cash expenditure requirements for the next year utilizing these resources. None of our outstanding debt requires scheduled principal repayments, and we have no debt maturities until May 2011. We also have an option to increase the availability under our revolving credit facility by up to \$300.0 million subject to, among other things, the receipt of commitments for the increased amount. In addition, as a "well-known seasoned issuer", as currently defined by the SEC, we have the ability to file a "shelf" registration statement that automatically becomes effective enabling us to issue debt and equity securities from time to time when we determine that market conditions and the opportunity to utilize the proceeds from the issuance of such securities are favorable.

As a result of current economic conditions, including turmoil and uncertainty in the capital markets, credit markets have tightened significantly such that the ability to obtain new capital has become more challenging and more expensive. In addition, several large financial institutions have either recently failed or been dependent on the assistance of the federal government to continue to operate as a going concern. Lehman Brothers Commercial Bank (“Lehman”) had a \$15.0 million credit commitment under our \$450 Million Revolving Credit Facility, is a defaulting lender under the terms of the credit agreement. At December 31, 2008, Lehman had funded \$4.6 million that remained outstanding on the facility, which will be repaid on a pro-rata basis to the extent that LIBOR-based loans are repaid. It is our expectation that going forward we will not have access to additional incremental funding from Lehman, and to the extent that their funding is reduced, it will not be replaced. We do not believe that this reduction of credit has had a material effect on our liquidity and capital resources. None of the other banks providing commitments under our \$450 Million Revolving Credit Facility have failed to fund borrowings we have requested. However, no assurance can be provided that all of the banks in the lending group will continue to operate as a going concern in the future. If any of the banks in the lending group were to fail, it is possible that the capacity under our \$450 Million Revolving Credit Facility would be reduced further.

In the unlikely event that the availability under our revolving credit facility was reduced significantly, we could be required to obtain capital from alternate sources in order to continue with our business and capital strategies. Our options for addressing such capital constraints would include, but not be limited to (i) reducing or suspending the stock repurchase program, (ii) delaying certain capital expenditure projects, (iii) obtaining commitments from the remaining banks in the lending group or from new banks to fund increased amounts under the terms of our revolving credit facility, or (iv) accessing the public capital markets. Although we believe we would be able to obtain additional capital if needed, such alternatives in the current market would likely be on terms less favorable than our existing terms, which could have a material effect on our consolidated financial position, results of operations, and cash flows.

Our cash flow is subject to the receipt of sufficient funding of and timely payment by contracting governmental entities. If the appropriate governmental agency does not receive sufficient appropriations to cover its contractual obligations, it may terminate our contract or delay or reduce payment to us. Any delays in payment, or the termination of a contract, could have an adverse effect on our cash flow and financial condition.

At December 31, 2008, the interest rates on all our outstanding indebtedness were fixed, with the exception of the interest rate applicable to \$217.2 million outstanding under our revolving credit facility, with a total weighted average effective interest rate of 6.5%, while our total weighted average maturity was 3.6 years. Standard & Poor’s Ratings Services currently rates our unsecured debt and corporate credit as “BB”, while Moody’s Investors Service currently rates our unsecured debt as “Ba2”.

Operating Activities

Our net cash provided by operating activities for the year ended December 31, 2008 was \$273.6 million compared with \$250.9 million in 2007 and \$172.0 million in 2006. Cash provided by operating activities represents the year to date net income plus depreciation and amortization, changes in various components of working capital, and adjustments for expenses associated with debt refinancing and recapitalization transactions and various non-cash charges, including primarily deferred income taxes. The increase in cash provided by operating activities during each year was primarily the result of an increase in higher operating income.

Investing Activities

Our cash flow used in investing activities was \$514.4 million for the year ended December 31, 2008, and was primarily attributable to capital expenditures during the year of \$515.6 million, including \$480.5 million for the expansion and development activities previously discussed herein, and \$35.1 million for facility maintenance and information technology capital expenditures. Our cash flow used in investing activities was \$253.7 million for the year ended December 31, 2007, and was primarily attributable to capital expenditures during the year of \$343.1 million, including \$296.4 million for expansion and development activities and \$46.7 million for facility maintenance and information technology capital expenditures. Cash flow used in investing activities was partially offset by the proceeds from the sale of investments of \$86.7 million. During the year ended December 31, 2006, our cash flow used in investing activities was \$226.3 million, primarily resulting from capital expenditures of \$163.1 million, including \$112.8 million for expansion and development activities and \$50.3 million for facility maintenance and information technology capital expenditures.

Financing Activities

Our cash flow provided by financing activities was \$216.9 million for the year ended December 31, 2008 and was primarily attributable to \$217.2 million of net borrowings from our revolving credit facility, as well as the cash flows associated with the exercising of stock options, including the related income tax benefit of equity compensation, net of the purchase and retirement of common stock.

Our cash flow provided by financing activities was \$31.7 million for the year ended December 31, 2007 and was primarily attributable to the cash flows associated with the exercise of stock options, including related income tax benefit of equity compensation, net of the purchase and retirement of common stock.

Our cash flow used in financing activities was \$18.6 million for the year ended December 31, 2006 and was primarily attributable to the aforementioned refinancing and recapitalization transactions completed during 2006, combined with proceeds received from the exercise of stock options and the related income tax benefit of equity compensation.

Contractual Obligations

The following schedule summarizes our contractual obligations by the indicated period as of December 31, 2008 (in thousands):

	Payments Due By Year Ended December 31,						Total
	2009	2010	2011	2012	2013	Thereafter	
Long-term debt	\$ -	\$ -	\$ 450,000	\$ 217,245	\$ 375,000	\$ 150,000	\$ 1,192,245
Interest on senior notes	67,313	67,313	44,813	33,563	14,943	844	228,789
Contractual facility expansions	56,820	19,677	-	-	-	-	76,497
Operating leases	3,452	3,511	2,886	1,861	1,870	3,398	16,978
Total Contractual Cash Obligations	<u>\$ 127,585</u>	<u>\$ 90,501</u>	<u>\$ 497,699</u>	<u>\$ 252,669</u>	<u>\$ 391,813</u>	<u>\$ 154,242</u>	<u>\$ 1,514,509</u>

The cash obligations in the table above do not include future cash obligations for variable interest associated with our outstanding revolving credit facility as projections would be based on future outstanding balances as well as future variable interest rates, as we are unable to make reliable estimates of either expense. Further, the cash obligations in the table above also do not include future cash obligations for uncertain tax positions recorded pursuant to FIN 48 as we are unable to make reliable estimates of the timing of such payments, if any, to the taxing authorities. We had \$32.2 million of letters of credit outstanding at December 31, 2008 primarily to support our requirement to repay fees and claims under our workers' compensation plan in the event we do not repay the fees and claims due in accordance with the terms of the plan. The letters of credit are renewable annually. We did not have any draws under any outstanding letters of credit during 2008, 2007, or 2006. The contractual facility expansions included in the table above represent expansion or development projects for which we have already entered into a contract with a customer that obligates us to complete the expansion or development project. Certain of our other ongoing construction and expansion projects are not currently under contract and thus are not included as a contractual obligation above as we may generally suspend or terminate such projects without substantial penalty.

INFLATION

We do not believe that inflation has had a direct adverse effect on our operations. Many of our management contracts include provisions for inflationary indexing, which mitigates an adverse impact of inflation on net income. However, a substantial increase in personnel costs, workers' compensation or food and medical expenses could have an adverse impact on our results of operations in the future to the extent that these expenses increase at a faster pace than the per diem or fixed rates we receive for our management services.

SEASONALITY AND QUARTERLY RESULTS

Our business is somewhat subject to seasonal fluctuations. Because we are generally compensated for operating and managing facilities at an inmate per diem rate, our financial results are impacted by the number of calendar days in a fiscal quarter. Our fiscal year follows the calendar year and therefore, our daily profits for the third and fourth quarters include two more days than the first quarter (except in leap years) and one more day than the second quarter. Further, salaries and benefits represent the most significant component of operating expenses. Significant portions of the Company's unemployment taxes are recognized during the first quarter, when base wage rates reset for state unemployment tax purposes. Finally, quarterly results are affected by government funding initiatives, the timing of the opening of new facilities, or the commencement of new management contracts and related start-up expenses which may mitigate or exacerbate the impact of other seasonal influences. Because of these seasonality factors, results for any quarter are not necessarily indicative of the results that may be achieved for the full fiscal year.

ITEM 7A. QUANTITATIVE AND QUALITATIVE DISCLOSURES ABOUT MARKET RISK.

Our primary market risk exposure is to changes in U.S. interest rates. We are exposed to market risk related to our revolving credit facility because the interest rate on our revolving credit facility is subject to fluctuations in the market. If the interest rate for our outstanding indebtedness under the revolving credit facility was 100 basis points higher or lower during the year ended December 31, 2008, our interest expense, net of amounts capitalized, would have been increased or decreased by \$1.2 million. We had no amounts outstanding under the revolving credit facility during the years ended December 31, 2007 and 2006.

As of December 31, 2008, we had outstanding \$450.0 million of senior notes with a fixed interest rate of 7.5%, \$375.0 million of senior notes with a fixed interest rate of 6.25%, and \$150.0 million of senior notes with a fixed interest rate of 6.75%. Because the interest rates with respect to these instruments are fixed, a hypothetical 100 basis point increase or decrease in market interest rates would not have a material impact on our financial statements.

We may, from time to time, invest our cash in a variety of short-term financial instruments. These instruments generally consist of highly liquid investments with original maturities at the date of purchase of three months or less. While these investments are subject to interest rate risk and will decline in value if market interest rates increase, a hypothetical 100 basis point increase or decrease in market interest rates would not materially affect the value of these instruments.

ITEM 8. FINANCIAL STATEMENTS AND SUPPLEMENTARY DATA.

The financial statements and supplementary data required by Regulation S-X are included in this annual report on Form 10-K commencing on Page F-1.

ITEM 9. CHANGES IN AND DISAGREEMENTS WITH ACCOUNTANTS ON ACCOUNTING AND FINANCIAL DISCLOSURE.

None.

ITEM 9A. CONTROLS AND PROCEDURES.

Management's Evaluation of Disclosure Controls and Procedures

An evaluation was performed under the supervision and with the participation of our senior management, including our Chief Executive Officer and Chief Financial Officer, of the effectiveness of our disclosure controls and procedures, as defined in Rules 13a-15(e) and 15d-15(e) of the Exchange Act as of the end of the period covered by this annual report. Based on that evaluation, our officers, including our Chief Executive Officer and Chief Financial Officer, concluded that as of the end of the period covered by this annual report our disclosure controls and procedures are effective to ensure that information required to be disclosed in the reports that we file or submit under the Exchange Act is recorded, processed, summarized and reported, within the time periods specified in the Commission's rules and forms and information required to be disclosed in the reports we file or submit under the Exchange Act is accumulated and communicated to our management, including our chief executive officer and chief financial officer, to allow timely decisions regarding required disclosure.

Management's Report On Internal Control Over Financial Reporting

Management of Corrections Corporation of America (the "Company") is responsible for establishing and maintaining adequate internal control over financial reporting, as defined in Rules 13a-15(f) and 15d-15(f) under the Exchange Act. The Company's internal control over financial reporting is designed to provide reasonable assurance regarding the reliability of financial reporting and the preparation of financial statements for external purposes in accordance with generally accepted accounting principles. The Company's internal control over financial reporting includes those policies and procedures that:

- (i) pertain to the maintenance of records that, in reasonable detail, accurately and fairly reflect the transactions and dispositions of the assets of the Company;
- (ii) provide reasonable assurance that transactions are recorded as necessary to permit preparation of financial statements in accordance with generally accepted accounting principles, and that receipts and expenditures of the Company are being made only in accordance with authorizations of management and directors of the Company; and
- (iii) provide reasonable assurance regarding prevention or timely detection of unauthorized acquisition, use, or disposition of the Company's assets that could have a material effect on the financial statements.

Because of its inherent limitations, internal control over financial reporting may not prevent or detect misstatements. Also, projections of any evaluation of effectiveness to future periods are subject to the risk that controls may become inadequate because of changes in conditions, or that the degree of compliance with the policies or procedures may deteriorate.

Management assessed the effectiveness of the Company's internal control over financial reporting as of December 31, 2008. In making this assessment, management used the criteria set forth by the Committee of Sponsoring Organizations of the Treadway Commission (COSO) in Internal Control-Integrated Framework.

Based on management's assessment and those criteria, management believes that, as of December 31, 2008, the Company's internal control over financial reporting was effective.

The Company's independent registered public accounting firm, Ernst & Young LLP, have issued an attestation report on the Company's internal control over financial reporting. That report begins on page 53.

Changes in Internal Control over Financial Reporting

There have been no changes in our internal control over financial reporting that occurred during the period covered by this report that have materially affected, or are likely to materially affect, our internal control over financial reporting.

REPORT OF INDEPENDENT REGISTERED PUBLIC ACCOUNTING FIRM

The Board of Directors and Stockholders of Corrections Corporation of America

We have audited Corrections Corporation of America and Subsidiaries' internal control over financial reporting as of December 31, 2008, based on criteria established in Internal Control – Integrated Framework issued by the Committee of Sponsoring Organizations of the Treadway Commission (the COSO criteria). Corrections Corporation of America and Subsidiaries' management is responsible for maintaining effective internal control over financial reporting, and for its assessment of the effectiveness of internal control over financial reporting included in the accompanying Management's Report on Internal Control Over Financial Reporting. Our responsibility is to express an opinion on the Company's internal control over financial reporting based on our audit.

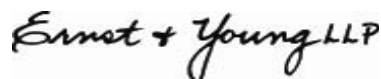
We conducted our audit in accordance with the standards of the Public Company Accounting Oversight Board (United States). Those standards require that we plan and perform the audit to obtain reasonable assurance about whether effective internal control over financial reporting was maintained in all material respects. Our audit included obtaining an understanding of internal control over financial reporting, assessing the risk that a material weakness exists, testing and evaluating the design and operating effectiveness of internal control based on the assessed risk, and performing such other procedures as we considered necessary in the circumstances. We believe that our audit provides a reasonable basis for our opinion.

A company's internal control over financial reporting is a process designed to provide reasonable assurance regarding the reliability of financial reporting and the preparation of financial statements for external purposes in accordance with generally accepted accounting principles. A company's internal control over financial reporting includes those policies and procedures that (1) pertain to the maintenance of records that, in reasonable detail, accurately and fairly reflect the transactions and dispositions of the assets of the company; (2) provide reasonable assurance that transactions are recorded as necessary to permit preparation of financial statements in accordance with generally accepted accounting principles, and that receipts and expenditures of the company are being made only in accordance with authorizations of management and directors of the company; and (3) provide reasonable assurance regarding prevention or timely detection of unauthorized acquisition, use, or disposition of the company's assets that could have a material effect on the financial statements.

Because of its inherent limitations, internal control over financial reporting may not prevent or detect misstatements. Also, projections of any evaluation of effectiveness to future periods are subject to the risk that controls may become inadequate because of changes in conditions, or that the degree of compliance with the policies or procedures may deteriorate.

In our opinion, Corrections Corporation of America and Subsidiaries maintained, in all material respects, effective internal control over financial reporting as of December 31, 2008, based on the COSO criteria.

We also have audited, in accordance with the standards of the Public Company Accounting Oversight Board (United States), the consolidated balance sheets of Corrections Corporation of America and Subsidiaries as of December 31, 2008 and 2007, and the related consolidated statements of operations, stockholders' equity and cash flows for each of the three years in the period ended December 31, 2008 of Corrections Corporation of America and Subsidiaries and our report dated February 19, 2009 expressed an unqualified opinion thereon.

The logo for Ernst & Young LLP, featuring the company name in a stylized, handwritten-style script.

Ernst & Young LLP

Nashville, Tennessee
February 19, 2009

ITEM 9B. OTHER INFORMATION.

None.

PART III.

ITEM 10. DIRECTORS, EXECUTIVE OFFICERS AND CORPORATE GOVERNANCE.

The information required by this Item 10 will appear in, and is hereby incorporated by reference from, the information under the headings “Proposal 1 – Election of Directors-Directors Standing for Election,” “Executive Officers-Information Concerning Executive Officers Who Are Not Directors,” “Corporate Governance – Board of Directors Meetings and Committees,” “Corporate Governance – Independence and Financial Literacy of Audit Committee Members,” and “Security Ownership of Certain Beneficial Owners and Management – Section 16(a) Beneficial Ownership Reporting Compliance” in our definitive proxy statement for the 2009 annual meeting of stockholders.

Our Board of Directors has adopted a Code of Ethics and Business Conduct applicable to the members of our Board of Directors and our officers, including our Chief Executive Officer and Chief Financial Officer. In addition, the Board of Directors has adopted Corporate Governance Guidelines and charters for our Audit Committee, Compensation Committee, Nominating and Governance Committee and Executive Committee. You can access our Code of Ethics and Business Conduct, Corporate Governance Guidelines and current committee charters on our website at www.correctionscorp.com or request a copy of any of the foregoing by writing to the following address - Corrections Corporation of America, Attention: Secretary, 10 Burton Hills Boulevard, Nashville, Tennessee 37215.

ITEM 11. EXECUTIVE COMPENSATION.

The information required by this Item 11 will appear in, and is hereby incorporated by reference from, the information under the headings “Executive and Director Compensation” and “Compensation Committee Interlocks and Insider Participation” in our definitive proxy statement for the 2009 annual meeting of stockholders.

ITEM 12. SECURITY OWNERSHIP OF CERTAIN BENEFICIAL OWNERS AND MANAGEMENT AND RELATED STOCKHOLDER MATTERS.

The information required by this Item 12 will appear in, and is hereby incorporated by reference from, the information under the heading “Security Ownership of Certain Beneficial Owners and Management – Ownership of Common Stock” in our definitive proxy statement for the 2009 annual meeting of stockholders.

Securities Authorized for Issuance Under Equity Compensation Plans

The following table sets forth certain information as of December 31, 2008 regarding compensation plans under which our equity securities are authorized for issuance.

Plan Category	(a)	(b)	(c)
	Number of Securities to be Issued Upon Exercise of Outstanding Options	Weighted – Average Exercise Price of Outstanding Options	Number of Securities Remaining Available for Future Issuance Under Equity Compensation Plan (Excluding Securities Reflected in Column (a))
Equity compensation plans approved by stockholders	4,687,764	\$14.22	4,852,972 (1)
Equity compensation plans not approved by stockholders	-	-	-
Total	4,687,764	\$14.22	4,852,972

- (1) Reflects shares of common stock available for issuance under our Amended and Restated 2000 Stock Incentive Plan, our 2008 Stock Incentive Plan, and the Non-Employee Directors' Compensation Plan, the only equity compensation plans approved by our stockholders under which we continue to grant awards.

ITEM 13. CERTAIN RELATIONSHIPS AND RELATED TRANSACTIONS, AND DIRECTOR INDEPENDENCE.

The information required by this Item 13 will appear in, and is hereby incorporated by reference from, the information under the heading “Corporate Governance – Certain Relationships and Related Transactions” and “Corporate Governance – Director Independence” in our definitive proxy statement for the 2009 annual meeting of stockholders.

ITEM 14. PRINCIPAL ACCOUNTING FEES AND SERVICES.

The information required by this Item 14 will appear in, and is hereby incorporated by reference from, the information under the heading “Proposal 2 – Ratification of Appointment of Independent Registered Public Accounting Firm - Audit and Non-Audit Fees” in our definitive proxy statement for the 2009 annual meeting of stockholders.

PART IV.

ITEM 15. EXHIBITS AND FINANCIAL STATEMENT SCHEDULES.

The following documents are filed as part of this report:

- (1) Financial Statements.

The financial statements as set forth under Item 8 of this annual report on Form 10-K have been filed herewith, beginning on page F-1 of this report.

- (2) Financial Statement Schedules.

Schedules for which provision is made in Regulation S-X are either not required to be included herein under the related instructions or are inapplicable or the related information is included in the footnotes to the applicable financial statements and, therefore, have been omitted.

- (3) The Exhibits required by Item 601 of Regulation S-K are listed in the Index of Exhibits included herewith.

SIGNATURES

Pursuant to the requirements of the Securities Exchange Act of 1934, the registrant has duly caused this Annual Report to be signed on its behalf by the undersigned, thereunto duly authorized.

CORRECTIONS CORPORATION OF AMERICA

Date: February 25, 2009 By: /s/ John D. Ferguson
John D. Ferguson, Chairman of the Board of Directors
and Chief Executive Officer

Pursuant to the requirements of the Securities Exchange Act of 1934, this report has been signed by the following persons on behalf of the registrant and in the capacities and on the dates indicated.

<u>/s/ John D. Ferguson</u> John D. Ferguson, Chairman of the Board of Directors and Chief Executive Officer (Principal Executive Officer)	February 25, 2009
<u>/s/ Todd J Mullenger</u> Todd J Mullenger, Executive Vice President and Chief Financial Officer (Principal Financial and Accounting Officer)	February 25, 2009
<u>/s/ William F. Andrews</u> William F. Andrews, Director	February 25, 2009
<u>/s/ Donna M. Alvarado</u> Donna M. Alvarado, Director	February 25, 2009
<u>/s/ Lucius E. Burch, III</u> Lucius E. Burch, III, Director	February 25, 2009
<u>/s/ John D. Correnti</u> John D. Correnti, Director	February 25, 2009
<u>_____</u> Dennis W. DeConcini, Director	<u>_____</u>
<u>/s/ John R. Horne</u> John R. Horne, Director	February 25, 2009
<u>/s/ C. Michael Jacobi</u> C. Michael Jacobi, Director	February 25, 2009
<u>/s/ Thurgood Marshall, Jr.</u> Thurgood Marshall, Jr., Director	February 25, 2009
<u>/s/ Charles L. Overby</u> Charles L. Overby, Director	February 25, 2009
<u>/s/ John R. Prann, Jr.</u> John R. Prann, Jr., Director	February 25, 2009
<u>/s/ Joseph V. Russell</u> Joseph V. Russell, Director	February 25, 2009
<u>/s/ Henri L. Wedell</u> Henri L. Wedell, Director	February 25, 2009

INDEX OF EXHIBITS

Exhibits marked with an * are filed herewith. Other exhibits have previously been filed with the Securities and Exchange Commission (the “Commission”) and are incorporated herein by reference.

Exhibit Number	Description of Exhibits
3.1	Amended and Restated Charter of the Company (restated for Commission filing purposes only) (previously filed as Exhibit 3.1 to the Company’s Annual Report on Form 10-K (Commission File no. 001-16109), filed with the Commission on February 27, 2008 and incorporated herein by this reference).
3.2	Fourth Amended and Restated Bylaws of the Company (previously filed as Exhibit 3.1 to the Company’s Current Report on Form 8-K (Commission File no. 001-16109), filed with the Commission on December 13, 2007 and incorporated herein by this reference).
4.1	Provisions defining the rights of stockholders of the Company are found in Article V of the Amended and Restated Charter of the Company, as amended (included as Exhibits 3.1 and 3.2 hereto), and Article II of the Third Amended and Restated Bylaws of the Company (included as Exhibit 3.3 hereto).
4.2	Specimen of certificate representing shares of the Company’s Common Stock (previously filed as Exhibit 4.2 to the Company’s Annual Report on Form 10-K (Commission File no. 001-16109), filed with the Commission on March 22, 2002 and incorporated herein by this reference).
4.3	Indenture, dated as of May 7, 2003, by and among the Company, certain of its subsidiaries and U.S. Bank National Association, as Trustee (previously filed as Exhibit 4.1 to the Company’s Current Report on Form 8-K (Commission File no. 001-16109), filed with the Commission on May 7, 2003 and incorporated herein by this reference).
4.4	Supplemental Indenture, dated as of May 7, 2003, by and among the Company, certain of its subsidiaries and U.S. Bank National Association, as Trustee, providing for the Company’s 7.5% Senior Notes due 2011 (“7.5% Notes”), with form of note attached (previously filed as Exhibit 4.2 to the Company’s Current Report on Form 8-K (Commission File no. 001-16109), filed with the Commission on May 7, 2003 and incorporated herein by this reference).
4.5	First Supplement, dated as of August 8, 2003, to the Supplemental Indenture, dated as of May 7, 2003, by and among the Company, certain of its subsidiaries and U.S. Bank National Association, as Trustee, providing for the Company’s 7.5% Notes due 2011 (previously filed as Exhibit 4.2 to the Company’s Quarterly Report on Form 10-Q (Commission File no. 001-16109), filed with the Commission on August 12, 2003 and incorporated herein by this reference).
4.6	Second Supplement, dated as of August 8, 2003, to the Supplemental Indenture, dated as of May 7, 2003, by and among the Company, certain of its subsidiaries and U.S. Bank National Association, as Trustee, providing for the Company’s 7.5% Notes due 2011 (previously filed as Exhibit 4.3 to the Company’s Quarterly Report on Form 10-Q (Commission File no. 001-16109), filed with the Commission on August 12, 2003 and incorporated herein by this reference).

Exhibit Number	Description of Exhibits
4.7	Second Supplemental Indenture, dated as of December 31, 2004, by and among the Company, certain of its subsidiaries and U.S. Bank National Association, as Trustee, providing for the Company's 7.5% Notes due 2011 (previously filed as Exhibit 10.3 to the Company's Quarterly Report on Form 10-Q (Commission File no. 001-16109), filed with the Commission on August 7, 2008 and incorporated herein by this reference).
4.8	Indenture, dated as of March 23, 2005, by and among the Company, certain of its subsidiaries and U.S. Bank National Association, as Trustee, providing for the Company's 6.25% Senior Notes due 2013 with form of note attached (previously filed as Exhibit 4.1 to the Company's Current Report on Form 8-K (Commission File no. 001-16109), filed with the Commission on March 24, 2005 and incorporated herein by this reference).
4.9	Indenture, dated as of January 23, 2006, by and among the Company, certain of its subsidiaries and U.S. Bank National Association, as Trustee (previously filed as Exhibit 4.1 to the Company's Current Report on Form 8-K (Commission File no. 001-16109), filed with the Commission on January 24, 2006 and incorporated herein by this reference).
4.10	Supplemental Indenture, dated as of January 23, 2006, by and among the Company, certain of its subsidiaries and U.S. Bank National Association, as Trustee, providing for the Company's 6.75% Senior Notes due 2014, with form of note attached (previously filed as Exhibit 4.2 to the Company's Current Report on Form 8-K (Commission File no. 001-16109), filed with the Commission on January 24, 2006 and incorporated herein by this reference).
10.1	Credit Agreement, dated as of December 21, 2007, by and among the Company, as Borrower, certain lenders and Bank of America, N.A., as Administrative Agent for the lenders (previously filed as Exhibit 10.1 to the Company's Current Report on Form 8-K (Commission File no. 001-16109), filed with the Commission on December 21, 2007 and incorporated herein by this reference).
10.2	Note Purchase Agreement, dated as of December 31, 1998 by and between the Company and PMI Mezzanine Fund, L.P., including, as Exhibit R-1 thereto, Registration Rights Agreement, dated as of December 31, 1998, by and between the Company and PMI Mezzanine Fund, L.P. (previously filed as Exhibit 10.22 to the Company's Current Report on Form 8-K (Commission File no. 000-25245), filed with the Commission on January 6, 1999 and incorporated herein by this reference).
10.3	Amendment to Note Purchase Agreement and Note by and between the Company and PMI Mezzanine Fund, L.P., dated April 28, 2003 (previously filed as Exhibit 10.2 to Amendment No. 2 to the Company's Registration Statement on Form S-3 (Commission File no. 333-104240), filed with the Commission on April 28, 2003 and incorporated herein by this reference).
10.4	Waiver and Amendment, dated as of June 30, 2000, by and between the Company and PMI Mezzanine Fund, L.P., with form of replacement note attached thereto as Exhibit B (previously filed as Exhibit 10.5 to the Company's Current Report on Form 8-K (File no. 000-25245), filed with the Commission on July 3, 2000 and incorporated herein by this reference).

Exhibit Number	Description of Exhibits
10.5	Waiver and Amendment, dated as of March 5, 2001, by and between the Company and PMI Mezzanine Fund, L.P., including, as an exhibit thereto, Amendment to Registration Rights Agreement (previously filed as Exhibit 10.10 to the Company's Annual Report on Form 10-K (Commission File no. 001-16109), filed with the Commission on April 17, 2001 and incorporated herein by this reference).
10.6	Form of Amendment No. 2 to Registration Rights Agreement by and between the Company and PMI Mezzanine Fund, L.P. (previously filed as Exhibit 10.3 to Amendment No. 2 to the Company's Registration Statement on Form S-3 (Commission File no. 333-104240), filed with the Commission on April 28, 2003 and incorporated herein by this reference).
10.7	Registration Rights Agreement, dated as of December 31, 1998, by and between Correctional Management Services Corporation, a predecessor of the Company, and CFE, Inc. (previously filed as Exhibit 10.7 to the Company's Annual Report on Form 10-K (Commission File no. 001-16109), filed with the Commission on March 7, 2006 and incorporated herein by this reference).
10.8	The Company's Amended and Restated 1997 Employee Share Incentive Plan (previously filed as Exhibit 10.15 to the Company's Annual Report on Form 10-K (Commission File no. 001-16109), filed with the Commission on March 12, 2004 and incorporated herein by this reference).
10.9	Form of Non-qualified Stock Option Agreement for the Company's Amended and Restated 1997 Employee Share Incentive Plan (previously filed as Exhibit 10.17 to the Company's Annual Report on Form 10-K (Commission File no. 001-16109), filed with the Commission on March 7, 2005 and incorporated herein by this reference).
10.10	Old Prison Realty's Non-Employee Trustees' Compensation Plan (previously filed as Exhibit 4.3 to Old Prison Realty's Registration Statement on Form S-8 (Commission File no. 333-58339), filed with the Commission on July 1, 1998 and incorporated herein by this reference).
10.11	The Company's Amended and Restated 2000 Stock Incentive Plan (previously filed as Exhibit 10.20 to the Company's Annual Report on Form 10-K (Commission File no. 001-16109), filed with the Commission on March 12, 2004 and incorporated herein by this reference).
10.12	Amendment No. 1 to the Company's Amended and Restated 2000 Stock Incentive Plan (previously filed as Exhibit 10.1 to the Company's Quarterly Report on Form 10-Q (Commission File no. 001-16109), filed with the Commission on November 5, 2004 and incorporated herein by this reference).
10.13	First Amendment to the Company's Amended and Restated 2000 Stock Incentive Plan (previously filed as Exhibit 10.1 to the Company's Quarterly Report on Form 10-Q (Commission File no. 001-16109), filed with the Commission on August 7, 2008 and incorporated herein by this reference).
10.14	The Company's Non-Employee Directors' Compensation Plan (previously filed as Appendix C to the Company's definitive Proxy Statement relating to its Annual Meeting of Stockholders (Commission File no. 001-16109), filed with the Commission on April 11, 2003 and incorporated herein by this reference).

Exhibit Number	Description of Exhibits
10.15	Form of Employee Non-qualified Stock Option Agreement for the Company's Amended and Restated 2000 Stock Incentive Plan (previously filed as Exhibit 10.15 to the Company's Annual Report on Form 10-K (Commission File no. 001-16109), filed with the Commission on March 7, 2006 and incorporated herein by this reference).
10.16	Form of Director Non-qualified Stock Option Agreement for the Company's Amended and Restated 2000 Stock Incentive Plan (previously filed as Exhibit 10.1 to the Company's Quarterly Report on Form 10-Q (Commission File no. 001-16109), filed with the Commission on August 7, 2007 and incorporated herein by this reference).
10.17	Form of Restricted Stock Agreement for the Company's Amended and Restated 2000 Stock Incentive Plan (previously filed as Exhibit 10.16 to the Company's Annual Report on Form 10-K (Commission File no. 001-16109), filed with the Commission on March 7, 2006 and incorporated herein by this reference).
10.18	Form of Resale Restriction Agreement for certain stock option award agreements issued under the Company's Amended and Restated 1997 Employee Share Incentive Plan and the Company's Amended and Restated 2000 Stock Incentive Plan (previously filed as Exhibit 10.1 to the Company's Current Report on Form 8-K (Commission File no. 001-16109), filed with the Commission on December 14, 2005 and incorporated herein by this reference).
10.19	Form of Resale Restriction Agreement for key employees for certain stock option award agreements issued under the Company's Amended and Restated 1997 Employee Share Incentive Plan and the Company's Amended and Restated 2000 Stock Incentive Plan (previously filed as Exhibit 10.2 to the Company's Current Report on Form 8-K (Commission File no. 001-16109), filed with the Commission on December 14, 2005 and incorporated herein by this reference).
10.20	The Company's 2008 Stock Incentive Plan (previously filed as Exhibit 10.1 to the Company's Current Report on Form 8-K (Commission File no. 001-16109), filed with the Commission on May 11, 2007 and incorporated herein by this reference).
10.21	Form of Executive Non-qualified Stock Option Agreement for the Company's 2008 Stock Incentive Plan (previously filed as Exhibit 10.2 to the Company's Current Report on Form 8-K (Commission File no. 001-16109), filed with the Commission on February 21, 2008 and incorporated herein by this reference).
10.22	Amended Form of Executive Non-qualified Stock Option Agreement for the Company's 2008 Stock Incentive Plan (previously filed as Exhibit 10.2 to the Company's Current Report on Form 8-K (Commission File no. 001-16109), filed with the Commission on February 23, 2009 and incorporated herein by this reference).
10.23	Form of Director Non-qualified Stock Option Agreement for the Company's 2008 Stock Incentive Plan (previously filed as Exhibit 10.3 to the Company's Current Report on Form 8-K (Commission File no. 001-16109), filed with the Commission on February 21, 2008 and incorporated herein by this reference).
10.24	Form of Restricted Stock Agreement for the Company's 2008 Stock Incentive Plan (previously filed as Exhibit 10.4 to the Company's Current Report on Form 8-K (Commission File no. 001-16109), filed with the Commission on February 21, 2008 and incorporated herein by this reference).

Exhibit Number	Description of Exhibits
10.25	Form of Executive Restricted Stock Unit Agreement for the Company's 2008 Stock Incentive Plan (previously filed as Exhibit 10.1 to the Company's Current Report on Form 8-K (Commission File no. 001-16109), filed with the Commission on February 23, 2009 and incorporated herein by this reference).
10.26	Second Amended and Restated Employment Agreement, dated as of August 15, 2007, by and between the Company and John D. Ferguson (previously filed as Exhibit 10.3 to the Company's Current Report on Form 8-K (Commission File no. 001-16109), filed with the Commission on August 16, 2007 and incorporated herein by this reference).
10.27	First Amendment to Second Amended and Restated Employment Agreement, dated as of August 21, 2008, by and between the Company and John D. Ferguson (previously filed as Exhibit 10.1 to the Company's Current Report on Form 8-K (Commission File no. 001-16109), filed with the Commission on August 22, 2008 and incorporated herein by this reference).
10.28	Second Amendment to Second Amended and Restated Employment Agreement, dated as of December 11, 2008, with John D. Ferguson (previously filed as Exhibit 10.1 to the Company's Current Report on Form 8-K (Commission File no. 001-16109), filed with the Commission on December 12, 2008 and incorporated herein by this reference).
10.29	First Amended and Restated Employment Agreement, dated as of August 15, 2007, by and between the Company and Todd J Mullenger (previously filed as Exhibit 10.4 to the Company's Current Report on Form 8-K (Commission File no. 001-16109), filed with the Commission on August 16, 2007 and incorporated herein by this reference).
10.30	First Amended and Restated Employment Agreement, dated as of August 15, 2007, by and between the Company and G.A. Puryear IV (previously filed as Exhibit 10.7 to the Company's Current Report on Form 8-K (Commission File no. 001-16109), filed with the Commission on August 16, 2007 and incorporated herein by this reference).
10.31	Second Amended and Restated Employment Agreement, dated as of August 15, 2007, by and between the Company and Richard P. Seiter (previously filed as Exhibit 10.6 to the Company's Current Report on Form 8-K (Commission File no. 001-16109), filed with the Commission on August 16, 2007 and incorporated herein by this reference).
10.32	First Amended and Restated Employment Agreement, dated as of August 15, 2007, by and between the Company and William K. Rusak (previously filed as Exhibit 10.5 to the Company's Current Report on Form 8-K (Commission File no. 001-16109), filed with the Commission on August 16, 2007 and incorporated herein by this reference).
10.33	First Amendment to First Amended and Restated Employment Agreement, dated as of December 11, 2008, with William K. Rusak (previously filed as Exhibit 10.2 to the Company's Current Report on Form 8-K (Commission File no. 001-16109), filed with the Commission on December 12, 2008 and incorporated herein by this reference).

Exhibit Number	Description of Exhibits
10.34	First Amended and Restated Employment Agreement, dated as of August 21, 2008, by and between the Company and Damon T. Hininger (previously filed as Exhibit 10.2 to the Company's Current Report on Form 8-K (Commission File no. 001-16109), filed with the Commission on August 22, 2008 and incorporated herein by this reference).
10.35	First Amended and Restated Employment Agreement, dated as of August 21, 2008, by and between the Company and Anthony L. Grande (previously filed as Exhibit 10.3 to the Company's Current Report on Form 8-K (Commission File no. 001-16109), filed with the Commission on August 22, 2008 and incorporated herein by this reference).
10.36	Amended and Restated Non-Employee Director Deferred Compensation Plan (previously filed as Exhibit 10.1 to the Company's Current Report on Form 8-K (Commission File no. 001-16109), filed with the Commission on August 16, 2007 and incorporated herein by this reference).
10.37	Amended and Restated Executive Deferred Compensation Plan (previously filed as Exhibit 10.2 to the Company's Current Report on Form 8-K (Commission File no. 001-16109), filed with the Commission on August 16, 2007 and incorporated herein by this reference).
10.38*	Summary of Director and Executive Officer Compensation.
21*	Subsidiaries of the Company.
23.1*	Consent of Ernst & Young LLP.
31.1*	Certification of the Company's Chief Executive Officer pursuant to Securities and Exchange Act Rules 13a-14(a) and 15d-14(a), as adopted pursuant to Section 302 of the Sarbanes-Oxley Act of 2002.
31.2*	Certification of the Company's Chief Financial Officer pursuant to Securities and Exchange Act Rules 13a-14(a) and 15d-14(a), as adopted pursuant to Section 302 of the Sarbanes-Oxley Act of 2002.
32.1*	Certification of the Company's Chief Executive Officer pursuant to 18 U.S.C. Section 1350, as adopted pursuant to Section 906 of the Sarbanes-Oxley Act of 2002.
32.2*	Certification of the Company's Chief Financial Officer pursuant to 18 U.S.C. Section 1350, as adopted pursuant to Section 906 of the Sarbanes-Oxley Act of 2002.

LIST OF SUBSIDIARIES OF CORRECTIONS CORPORATION OF AMERICA

First Tier Subsidiaries:	CCA of Tennessee, LLC, a Tennessee limited liability company Prison Realty Management, Inc., a Tennessee corporation CCA Properties of America, LLC, a Tennessee limited liability company CCA Properties of Texas, L.P., a Delaware limited partnership CCA Western Properties, Inc., a Delaware corporation
Second Tier Subsidiaries:	CCA Properties of Arizona, LLC, a Tennessee limited liability company CCA Properties of Tennessee, LLC, a Tennessee limited liability company CCA International, Inc., a Delaware corporation Technical and Business Institute of America, Inc., a Tennessee corporation TransCor America, LLC, a Tennessee limited liability company TransCor Puerto Rico, Inc., a Puerto Rico corporation CCA (UK) Ltd., a United Kingdom corporation NNH Properties, LLC, a Delaware limited liability company CCA Health Services, LLC, a Tennessee limited liability company

CONSENT OF INDEPENDENT REGISTERED PUBLIC ACCOUNTING FIRM

We consent to the incorporation by reference in the following Registration Statements:

Registration Statement (Form S-8 No. 333-70625) pertaining to the Corrections Corporation of America (formerly Prison Realty Trust) Amended and Restated 1997 Employee Share Incentive Plan,

Registration Statement (Form S-8 No. 333-69352) pertaining to the Corrections Corporation of America Amended and Restated 2000 Stock Incentive Plan,

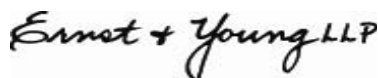
Registration Statement (Form S-8 No. 333-115492) pertaining to the registration of additional shares for the Corrections Corporation of America Amended and Restated 2000 Stock Incentive Plan,

Registration Statement (Form S-8 No. 333-115493) pertaining to the Corrections Corporation of America Non-Employee Directors' Compensation Plan,

Registration Statement (Form S-8 No. 333-69358) pertaining to the Corrections Corporation of America 401(k) Savings and Retirement Plan,

Registration Statement (Form S-8 No. 333-143046) pertaining to the Corrections Corporation of America 2008 Stock Incentive Plan;

of our report dated February 19, 2009 with respect to the consolidated financial statements of Corrections Corporation of America and Subsidiaries included herein and our report dated February 19, 2009 with respect to the effectiveness of internal control over financial reporting of Corrections Corporation of America and Subsidiaries, included herein.


Ernst & Young LLP

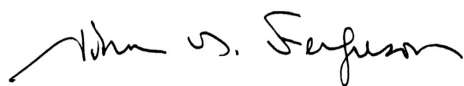
Nashville, Tennessee
February 19, 2009

**CERTIFICATION OF THE CEO PURSUANT TO
SECURITIES EXCHANGE ACT RULES 13a-14(a) AND 15d-14(a)
AS ADOPTED PURSUANT TO SECTION 302
OF THE SARBANES-OXLEY ACT OF 2002**

I, John D. Ferguson, certify that:

1. I have reviewed this annual report on Form 10-K of Corrections Corporation of America;
2. Based on my knowledge, this report does not contain any untrue statement of a material fact or omit to state a material fact necessary to make the statement made, in light of the circumstances under which such statements were made, not misleading with respect to the period covered by this report;
3. Based on my knowledge, the financial statements, and other financial information included in this report, fairly present in all material respects the financial condition, results of operations and cash flows of the registrant as of, and for, the periods presented in this report;
4. The registrant's other certifying officer and I are responsible for establishing and maintaining disclosure controls and procedures (as defined in Exchange Act Rules 13a-15(e) and 15d-15(e)) and internal control over financial reporting (as defined in Exchange Act Rules 13a-15(f) and 15d-15(f)) for the registrant and have:
 - a) Designed such disclosure controls and procedures, or caused such disclosure controls and procedures to be designed under our supervision, to ensure that material information relating to the registrant, including its consolidated subsidiaries, is made known to us by others within those entities, particularly during the period in which this report is being prepared;
 - b) Designed such internal control over financial reporting, or caused such internal control over financial reporting to be designed under our supervision, to provide reasonable assurance regarding the reliability of financial reporting and the preparation of financial statements for external purposes in accordance with generally accepted accounting principles;
 - c) Evaluated the effectiveness of the registrant's disclosure controls and procedures and presented in this report our conclusions about the effectiveness of the disclosure controls and procedures, as of the end of the period covered by this report based on such evaluation; and
 - d) Disclosed in this report any change in the registrant's internal control over financial reporting that occurred during the registrant's most recent fiscal quarter (the registrant's fourth fiscal quarter in the case of an annual report) that has materially affected, or is reasonably likely to materially affect, the registrant's internal control over financial reporting; and
5. The registrant's other certifying officer and I have disclosed, based on our most recent evaluation of internal control over financial reporting, to the registrant's auditors and the audit committee of the registrant's board of directors (or persons performing the equivalent functions):
 - a) All significant deficiencies and material weaknesses in the design or operation of internal control over financial reporting which are reasonably likely to adversely affect the registrant's ability to record, process, summarize and report financial information; and
 - b) Any fraud, whether or not material, that involves management or other employees who have a significant role in the registrant's internal control over financial reporting.

Date: February 25, 2009



John D. Ferguson
Chairman of the Board of Directors and Chief Executive Officer

**CERTIFICATION OF THE CFO PURSUANT TO
SECURITIES EXCHANGE ACT RULES 13a-14(a) AND 15d-14(a)
AS ADOPTED PURSUANT TO SECTION 302
OF THE SARBANES-OXLEY ACT OF 2002**

I, Todd J Mullenger, certify that:

1. I have reviewed this annual report on Form 10-K of Corrections Corporation of America;
2. Based on my knowledge, this report does not contain any untrue statement of a material fact or omit to state a material fact necessary to make the statement made, in light of the circumstances under which such statements were made, not misleading with respect to the period covered by this report;
3. Based on my knowledge, the financial statements, and other financial information included in this report, fairly present in all material respects the financial condition, results of operations and cash flows of the registrant as of, and for, the periods presented in this report;
4. The registrant's other certifying officer and I are responsible for establishing and maintaining disclosure controls and procedures (as defined in Exchange Act Rules 13a-15(e) and 15d-15(e)) and internal control over financial reporting (as defined in Exchange Act Rules 13a-15(f) and 15d-15(f)) for the registrant and have:
 - a) Designed such disclosure controls and procedures, or caused such disclosure controls and procedures to be designed under our supervision, to ensure that material information relating to the registrant, including its consolidated subsidiaries, is made known to us by others within those entities, particularly during the period in which this report is being prepared;
 - b) Designed such internal control over financial reporting, or caused such internal control over financial reporting to be designed under our supervision, to provide reasonable assurance regarding the reliability of financial reporting and the preparation of financial statements for external purposes in accordance with generally accepted accounting principles;
 - c) Evaluated the effectiveness of the registrant's disclosure controls and procedures and presented in this report our conclusions about the effectiveness of the disclosure controls and procedures, as of the end of the period covered by this report based on such evaluation; and
 - d) Disclosed in this report any change in the registrant's internal control over financial reporting that occurred during the registrant's most recent fiscal quarter (the registrant's fourth fiscal quarter in the case of an annual report) that has materially affected, or is reasonably likely to materially affect, the registrant's internal control over financial reporting; and
5. The registrant's other certifying officer and I have disclosed, based on our most recent evaluation of internal control over financial reporting, to the registrant's auditors and the audit committee of the registrant's board of directors (or persons performing the equivalent functions):
 - a) All significant deficiencies and material weaknesses in the design or operation of internal control over financial reporting which are reasonably likely to adversely affect the registrant's ability to record, process, summarize and report financial information; and
 - b) Any fraud, whether or not material, that involves management or other employees who have a significant role in the registrant's internal control over financial reporting.

Date: February 25, 2009



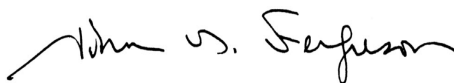
Todd J Mullenger
Executive Vice President, Chief Financial Officer,
and Principal Accounting Officer

**CERTIFICATION PURSUANT TO
18 U.S.C. SECTION 1350,
AS ADOPTED PURSUANT TO
SECTION 906 OF THE SARBANES-OXLEY ACT OF 2002**

In connection with the Annual Report of Corrections Corporation of America (the “Company”) on Form 10-K for the period ending December 31, 2008 as filed with the Securities and Exchange Commission on the date hereof (the “Report”), I, John D. Ferguson, Chairman of the Board of Directors and Chief Executive Officer of the Company, certify, pursuant to 18 U.S.C. §1350, as adopted pursuant to §906 of the Sarbanes-Oxley Act of 2002, that:

- (1) The Report fully complies with the requirements of Section 13(a) or 15(d) of the Securities Exchange Act of 1934; and
- (2) The information contained in the Report fairly presents, in all material respects, the financial condition and results of operations of the Company.

A signed original of this written statement required by Section 906 has been provided to the Company and will be retained by the Company and furnished to the Securities and Exchange Commission or its staff upon request.

A handwritten signature in black ink, appearing to read "John D. Ferguson", is written over a horizontal line.

John D. Ferguson
Chairman of the Board of Directors and Chief Executive Officer
February 25, 2009

**CERTIFICATION PURSUANT TO
18 U.S.C. SECTION 1350,
AS ADOPTED PURSUANT TO
SECTION 906 OF THE SARBANES-OXLEY ACT OF 2002**

In connection with the Annual Report of Corrections Corporation of America (the “Company”) on Form 10-K for the period ending December 31, 2008 as filed with the Securities and Exchange Commission on the date hereof (the “Report”), I, Todd J Mullenger, Executive Vice President and Chief Financial Officer of the Company, certify, pursuant to 18 U.S.C. §1350, as adopted pursuant to §906 of the Sarbanes-Oxley Act of 2002, that:

- (1) The Report fully complies with the requirements of Section 13(a) or 15(d) of the Securities Exchange Act of 1934; and
- (2) The information contained in the Report fairly presents, in all material respects, the financial condition and results of operations of the Company.

A signed original of this written statement required by Section 906 has been provided to the Company and will be retained by the Company and furnished to the Securities and Exchange Commission or its staff upon request.



Todd J Mullenger
Executive Vice President, Chief Financial Officer,
and Principal Accounting Officer
February 25, 2009

INDEX TO FINANCIAL STATEMENTS

Consolidated Financial Statements of Corrections Corporation of America and Subsidiaries

Report of Independent Registered Public Accounting Firm	F-2
Consolidated Balance Sheets as of December 31, 2008 and 2007	F-3
Consolidated Statements of Operations for the years ended December 31, 2008, 2007 and 2006	F-4
Consolidated Statements of Cash Flows for the years ended December 31, 2008, 2007 and 2006	F-5
Consolidated Statements of Stockholders' Equity for the years ended December 31, 2008, 2007 and 2006	F-7
Notes to Consolidated Financial Statements.....	F-10

REPORT OF INDEPENDENT REGISTERED PUBLIC ACCOUNTING FIRM

Board of Directors and Stockholders of
Corrections Corporation of America

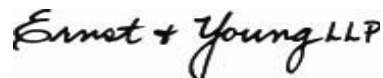
We have audited the accompanying consolidated balance sheets of Corrections Corporation of America and Subsidiaries as of December 31, 2008 and 2007 and the related consolidated statements of operations, stockholders' equity and cash flows for each of the three years in the period ended December 31, 2008. These financial statements are the responsibility of the Company's management. Our responsibility is to express an opinion on these financial statements based on our audits.

We conducted our audits in accordance with the standards of the Public Company Accounting Oversight Board (United States). Those standards require that we plan and perform the audit to obtain reasonable assurance about whether the financial statements are free of material misstatement. An audit includes examining, on a test basis, evidence supporting the amounts and disclosures in the financial statements. An audit also includes assessing the accounting principles used and significant estimates made by management, as well as evaluating the overall financial statement presentation. We believe that our audits provide a reasonable basis for our opinion.

In our opinion, the financial statements referred to above present fairly, in all material respects, the consolidated financial position of Corrections Corporation of America and Subsidiaries at December 31, 2008 and 2007, and the consolidated results of their operations and their cash flows for each of the three years in the period ended December 31, 2008, in conformity with U.S. generally accepted accounting principles.

As discussed in Note 12 to the consolidated financial statements, effective January 1, 2007, Corrections Corporation of America changed its accounting for income tax contingencies in connection with the adoption of Financial Accounting Standards Board Interpretation No. 48, "Accounting for Uncertainty in Income Taxes - an interpretation of FASB Statement No. 109".

We also have audited, in accordance with the standards of the Public Company Accounting Oversight Board (United States), Corrections Corporation of America's internal control over financial reporting as of December 31, 2008, based on criteria established in Internal Control-Integrated Framework issued by the Committee of Sponsoring Organizations of the Treadway Commission and our report dated February 19, 2009 expressed an unqualified opinion thereon.



Ernst & Young LLP

Nashville, Tennessee
February 19, 2009

CORRECTIONS CORPORATION OF AMERICA AND SUBSIDIARIES
CONSOLIDATED BALANCE SHEETS
(in thousands, except per share data)

ASSETS	December 31,	
	2008	2007
Cash and cash equivalents	\$ 34,077	\$ 57,842
Accounts receivable, net of allowance of \$2,689 and \$3,914, respectively	263,073	236,886
Deferred tax assets	16,108	12,250
Prepaid expenses and other current assets	23,544	21,010
Current assets of discontinued operations	1,497	5,094
Assets held for sale	-	7,581
Total current assets	<u>338,299</u>	<u>340,663</u>
Property and equipment, net	2,478,824	2,086,219
Restricted cash	6,710	6,511
Investment in direct financing lease	13,414	14,503
Goodwill	13,672	13,672
Other assets	20,455	23,401
Non-current assets of discontinued operations	-	771
Total assets	<u>\$ 2,871,374</u>	<u>\$ 2,485,740</u>
LIABILITIES AND STOCKHOLDERS' EQUITY		
Accounts payable and accrued expenses	\$ 189,940	\$ 208,949
Income taxes payable	450	964
Current portion of long-term debt	290	290
Current liabilities of discontinued operations	1,143	4,528
Total current liabilities	<u>191,823</u>	<u>214,731</u>
Long-term debt, net of current portion	1,192,632	975,677
Deferred tax liabilities	68,349	34,271
Other liabilities	38,211	39,086
Total liabilities	<u>1,491,015</u>	<u>1,263,765</u>
Commitments and contingencies		
Common stock - \$0.01 par value; 300,000 shares authorized; 124,673 and 124,472 shares issued and outstanding at December 31, 2008 and 2007, respectively	1,247	1,245
Additional paid-in capital	1,576,177	1,568,736
Retained deficit	(197,065)	(348,006)
Total stockholders' equity	<u>1,380,359</u>	<u>1,221,975</u>
Total liabilities and stockholders' equity	<u>\$ 2,871,374</u>	<u>\$ 2,485,740</u>

The accompanying notes are an integral part of these consolidated financial statements.

CORRECTIONS CORPORATION OF AMERICA AND SUBSIDIARIES
CONSOLIDATED STATEMENTS OF OPERATIONS
(in thousands, except per share amounts)

	For the Years Ended December 31,		
	2008	2007	2006
REVENUE:			
Management and other	\$ 1,594,068	\$ 1,451,751	\$ 1,299,174
Rental	4,838	4,562	4,207
	<u>1,598,906</u>	<u>1,456,313</u>	<u>1,303,381</u>
EXPENSES:			
Operating	1,124,002	1,036,087	947,946
General and administrative	80,308	74,399	63,593
Depreciation and amortization	90,809	78,539	67,323
Goodwill impairment	-	554	-
	<u>1,295,119</u>	<u>1,189,579</u>	<u>1,078,862</u>
OPERATING INCOME	<u>303,787</u>	<u>266,734</u>	<u>224,519</u>
OTHER (INCOME) EXPENSE:			
Interest expense, net	59,404	53,776	58,783
Expenses associated with debt refinancing and recapitalization transactions	-	-	982
Other (income) expense	292	(308)	(260)
	<u>59,696</u>	<u>53,468</u>	<u>59,505</u>
INCOME FROM CONTINUING OPERATIONS BEFORE INCOME TAXES	<u>244,091</u>	<u>213,266</u>	<u>165,014</u>
Income tax expense	<u>(92,127)</u>	<u>(80,460)</u>	<u>(60,645)</u>
INCOME FROM CONTINUING OPERATIONS	<u>151,964</u>	<u>132,806</u>	<u>104,369</u>
Income (loss) from discontinued operations, net of taxes	<u>(1,023)</u>	<u>567</u>	<u>870</u>
NET INCOME	<u>\$ 150,941</u>	<u>\$ 133,373</u>	<u>\$ 105,239</u>
BASIC EARNINGS PER SHARE:			
Income from continuing operations	\$ 1.22	\$ 1.08	\$ 0.87
Income (loss) from discontinued operations, net of taxes	(0.01)	0.01	0.01
Net income	<u>\$ 1.21</u>	<u>\$ 1.09</u>	<u>\$ 0.88</u>
DILUTED EARNINGS PER SHARE:			
Income from continuing operations	\$ 1.21	\$ 1.06	\$ 0.85
Income (loss) from discontinued operations, net of taxes	(0.01)	-	0.01
Net income	<u>\$ 1.20</u>	<u>\$ 1.06</u>	<u>\$ 0.86</u>

The accompanying notes are an integral part of these consolidated financial statements.

CORRECTIONS CORPORATION OF AMERICA AND SUBSIDIARIES
CONSOLIDATED STATEMENTS OF CASH FLOWS
(in thousands)

	For the Years Ended December 31,		
	2008	2007	2006
CASH FLOWS FROM OPERATING ACTIVITIES:			
Net income	\$ 150,941	\$ 133,373	\$ 105,239
Adjustments to reconcile net income to net cash provided by operating activities:			
Depreciation and amortization	91,461	78,682	67,673
Goodwill impairment	-	1,574	-
Amortization of debt issuance costs and other non-cash interest	3,812	3,931	4,433
Expenses associated with debt refinancing and recapitalization transactions	-	-	982
Deferred income taxes	29,813	9,576	31,141
Other (income) expense	253	(303)	(228)
Other non-cash items	983	307	458
Income tax benefit of equity compensation	(9,044)	(21,225)	(18,161)
Non-cash equity compensation	9,679	7,500	6,175
Changes in assets and liabilities, net:			
Accounts receivable, prepaid expenses and other assets	(25,150)	(6,950)	(63,716)
Accounts payable, accrued expenses and other liabilities	12,307	25,649	18,423
Income taxes payable	8,530	18,766	19,536
Net cash provided by operating activities	<u>273,585</u>	<u>250,880</u>	<u>171,955</u>
CASH FLOWS FROM INVESTING ACTIVITIES:			
Expenditures for facility development and expansions	(480,511)	(296,453)	(112,791)
Expenditures for other capital improvements	(35,135)	(46,688)	(50,331)
Proceeds from sale of investments	-	86,716	-
Purchases of investments	-	(3,886)	(63,816)
(Increase) decrease in restricted cash	-	5,641	(255)
Proceeds from sale of assets	1,002	737	71
(Increase) decrease in other assets	(684)	(610)	57
Payments received on direct financing lease and notes receivable	965	855	758
Net cash used in investing activities	<u>(514,363)</u>	<u>(253,688)</u>	<u>(226,307)</u>
CASH FLOWS FROM FINANCING ACTIVITIES:			
Proceeds from issuance of debt	293,800	-	150,000
Scheduled principal repayments	-	-	(138)
Principal repayments of debt	(76,555)	-	(148,950)
Payment of debt issuance and other refinancing and related costs	(89)	(1,997)	(3,976)
Proceeds from exercise of stock options and warrants	10,308	16,006	15,765
Purchase and retirement of common stock	(19,621)	(3,579)	(12,290)
Income tax benefit of equity compensation	9,044	21,225	18,161
Net cash provided by financing activities	<u>216,887</u>	<u>31,655</u>	<u>18,572</u>
NET INCREASE (DECREASE) IN CASH AND CASH EQUIVALENTS	(23,891)	28,847	(35,780)
CASH AND CASH EQUIVALENTS, beginning of year	57,968	29,121	64,901
CASH AND CASH EQUIVALENTS, end of year	<u>\$ 34,077</u>	<u>\$ 57,968</u>	<u>\$ 29,121</u>

(Continued)

CORRECTIONS CORPORATION OF AMERICA AND SUBSIDIARIES
CONSOLIDATED STATEMENTS OF CASH FLOWS

(in thousands)

(Continued)

	For the Years Ended December 31,		
	<u>2008</u>	<u>2007</u>	<u>2006</u>
SUPPLEMENTAL DISCLOSURES OF CASH FLOW INFORMATION:			
Cash paid during the period for:			
Interest (net of amounts capitalized of \$13,526, \$7,613, and \$4,658 in 2008, 2007, and 2006, respectively)	<u>\$ 58,531</u>	<u>\$ 60,595</u>	<u>\$ 60,575</u>
Income taxes	<u>\$ 54,914</u>	<u>\$ 51,255</u>	<u>\$ 13,690</u>

The accompanying notes are an integral part of these consolidated financial statements.

CORRECTIONS CORPORATION OF AMERICA AND SUBSIDIARIES
CONSOLIDATED STATEMENTS OF STOCKHOLDERS' EQUITY
FOR THE YEARS ENDED DECEMBER 31, 2008, 2007, AND 2006
(in thousands)

	<u>Common Stock</u>		Additional Paid-In Capital	Deferred Compensation	Retained Earnings (Deficit)	Total Stockholders' Equity
	Shares	Par Value				
BALANCE, December 31, 2005	119,082	\$ 1,191	\$ 1,505,390	\$ (5,563)	\$ (584,387)	\$ 916,631
Comprehensive income:						
Net income	-	-	-	-	105,239	105,239
Total comprehensive income	-	-	-	-	105,239	105,239
Issuance of common stock	-	-	50	-	-	50
Retirement of common stock	(728)	(7)	(12,283)	-	-	(12,290)
Amortization of deferred compensation, net of forfeitures	(112)	(1)	4,565	-	-	4,564
Stock option compensation expense	-	-	1,561	-	-	1,561
Income tax benefit of equity compensation	-	-	18,161	-	-	18,161
Restricted stock grant	512	5	(5)	-	-	-
Reclassification of deferred compensation on nonvested stock upon adoption of SFAS 123R	-	-	(5,563)	5,563	-	-
Stock options exercised	3,330	33	15,732	-	-	15,765
BALANCE, December 31, 2006	122,084	\$ 1,221	\$ 1,527,608	\$ -	\$ (479,148)	\$ 1,049,681

(Continued)

CORRECTIONS CORPORATION OF AMERICA AND SUBSIDIARIES
CONSOLIDATED STATEMENTS OF STOCKHOLDERS' EQUITY
FOR THE YEARS ENDED DECEMBER 31, 2008, 2007, AND 2006
(in thousands)

(Continued)

	<u>Common Stock</u>		<u>Additional Paid-In Capital</u>	<u>Deferred Compensation</u>	<u>Retained Earnings (Deficit)</u>	<u>Total Stockholders' Equity</u>
	<u>Shares</u>	<u>Par Value</u>				
BALANCE, December 31, 2006	122,084	\$ 1,221	\$ 1,527,608	\$ -	\$ (479,148)	\$ 1,049,681
Comprehensive income:						
Net income	-	-	-	-	133,373	133,373
Total comprehensive income	-	-	-	-	133,373	133,373
Issuance of common stock	1	-	25	-	-	25
Retirement of common stock	(130)	(1)	(3,578)	-	-	(3,579)
Amortization of deferred compensation, net of forfeitures	(134)	(1)	5,101	-	-	5,100
Stock option compensation expense	-	-	2,375	-	-	2,375
Income tax benefit of equity compensation	-	-	21,225	-	-	21,225
Warrants exercised	75	1	832	-	-	833
Restricted stock grant	312	3	(3)	-	-	-
Stock options exercised	2,264	22	15,151	-	-	15,173
Cumulative effect of accounting change	-	-	-	-	(2,231)	(2,231)
BALANCE, December 31, 2007	124,472	\$ 1,245	\$ 1,568,736	\$ -	\$ (348,006)	\$ 1,221,975

(Continued)

CORRECTIONS CORPORATION OF AMERICA AND SUBSIDIARIES
CONSOLIDATED STATEMENTS OF STOCKHOLDERS' EQUITY
FOR THE YEARS ENDED DECEMBER 31, 2008, 2007, AND 2006
(in thousands)

(Continued)

	<u>Common Stock</u>			Deferred Compensation	Retained Earnings (Deficit)	Total Stockholders' Equity
	Shares	Par value	Paid-In Capital			
BALANCE, December 31, 2007	124,472	\$ 1,245	\$ 1,568,736	\$ -	\$ (348,006)	\$ 1,221,975
Comprehensive income:						
Net income	-	-	-	-	150,941	150,941
Total comprehensive income	-	-	-	-	150,941	150,941
Issuance of common stock	1	-	25	-	-	25
Retirement of common stock	(1,263)	(13)	(21,575)	-	-	(21,588)
Amortization of deferred compensation, net of forfeitures	(41)	-	5,865	-	-	5,865
Stock option compensation expense	-	-	3,789	-	-	3,789
Income tax benefit of equity compensation	-	-	9,044	-	-	9,044
Warrants exercised	150	2	1,665	-	-	1,667
Restricted stock grant	279	2	(2)	-	-	-
Stock options exercised	1,075	11	8,630	-	-	8,641
BALANCE, December 31, 2008	<u>124,673</u>	<u>\$ 1,247</u>	<u>\$ 1,576,177</u>	<u>\$ -</u>	<u>\$ (197,065)</u>	<u>\$ 1,380,359</u>

The accompanying notes are an integral part of these consolidated financial statements.

CORRECTIONS CORPORATION OF AMERICA AND SUBSIDIARIES

NOTES TO CONSOLIDATED FINANCIAL STATEMENTS

DECEMBER 31, 2008, 2007 AND 2006

1. ORGANIZATION AND OPERATIONS

Corrections Corporation of America (together with its subsidiaries, the "Company") is the nation's largest owner and operator of privatized correctional and detention facilities and one of the largest prison operators in the United States, behind only the federal government and three states. As of December 31, 2008, the Company owned 46 correctional and detention facilities, three of which the Company leased to other operators. At December 31, 2008, the Company operated 65 facilities, including 43 facilities that it owned, located in 19 states and the District of Columbia. Further, during the second quarter of 2008 the Company was awarded a contract by the Office of Federal Detention Trustee to design, build, and operate a new 1,072-bed correctional facility in Pahrump, Nevada, which is currently expected to be completed during the second quarter of 2010.

The Company specializes in owning, operating and managing prisons and other correctional facilities and providing inmate residential and prisoner transportation services for governmental agencies. In addition to providing the fundamental residential services relating to inmates, the Company's facilities offer a variety of rehabilitation and educational programs, including basic education, religious services, life skills and employment training and substance abuse treatment. These services are intended to help reduce recidivism and to prepare inmates for their successful reentry into society upon their release. The Company also provides health care (including medical, dental and psychiatric services), food services, and work and recreational programs.

2. SUMMARY OF SIGNIFICANT ACCOUNTING POLICIES

Basis of Presentation

The consolidated financial statements include the accounts of the Company on a consolidated basis with its wholly-owned subsidiaries. All intercompany balances and transactions have been eliminated.

Stock Splits

On June 7, 2007, the Company announced that its Board of Directors had declared a 2-for-1 stock split in the form of a 100% stock dividend on its common stock. The stock dividend was paid on July 6, 2007, to stockholders of record as of June 29, 2007. Each shareholder of record at the close of business on the record date received one additional share of the Company's common stock for every one share of common stock held on that date. The number of common shares and per share amounts have been retroactively restated in the accompanying financial statements and these notes to the financial statements to reflect the increase in common shares and corresponding decrease in the per share amounts resulting from the 2-for-1 stock split.

Cash and Cash Equivalents

The Company considers all liquid debt instruments with a maturity of three months or less at the time of purchase to be cash equivalents.

Restricted Cash

Restricted cash at December 31, 2008 and 2007 was \$6.7 million and \$6.5 million, respectively, for a capital improvements, replacements, and repairs reserve.

Accounts Receivable and Allowance for Doubtful Accounts

At December 31, 2008 and 2007, accounts receivable of \$263.1 million and \$236.9 million were net of allowances for doubtful accounts totaling \$2.7 million and \$3.9 million, respectively. Accounts receivable consist primarily of amounts due from federal, state, and local government agencies for operating and managing prisons and other correctional facilities and providing inmate residential and prisoner transportation services.

Accounts receivable are stated at estimated net realizable value. The Company recognizes allowances for doubtful accounts to ensure receivables are not overstated due to uncollectibility. Bad debt reserves are maintained for customers in the aggregate based on a variety of factors, including the length of time receivables are past due, significant one-time events and historical experience. If circumstances related to customers change, estimates of the recoverability of receivables would be further adjusted.

Property and Equipment

Property and equipment are carried at cost. Assets acquired by the Company in conjunction with acquisitions are recorded at estimated fair market value in accordance with the purchase method of accounting. Betterments, renewals and significant repairs that extend the life of an asset are capitalized; other repair and maintenance costs are expensed. Interest is capitalized to the asset to which it relates in connection with the construction or expansion of facilities. Preacquisition costs directly associated with the development of a correctional facility are capitalized as part of the cost of the development project. Preacquisition costs are written-off to general and administrative expense whenever a project is abandoned. The cost and accumulated depreciation applicable to assets retired are removed from the accounts and the gain or loss on disposition is recognized in income. Depreciation is computed over the estimated useful lives of depreciable assets using the straight-line method. Useful lives for property and equipment are as follows:

Land improvements	5 – 20 years
Buildings and improvements	5 – 50 years
Equipment and software	3 – 5 years
Office furniture and fixtures	5 years

Intangible Assets Other Than Goodwill

Intangible assets other than goodwill include contract acquisition costs and contract values established in connection with certain business combinations. Contract acquisition costs (included in other non-current assets in the accompanying consolidated balance sheets) and contract values (included in other non-current liabilities in the accompanying consolidated balance sheets) represent the estimated fair values of the identifiable intangibles acquired in connection with mergers and acquisitions completed during 2000. Contract acquisition costs and contract values are generally amortized into amortization expense using the interest method over the lives of the related management contracts acquired, which range from three months to approximately 19 years.

Accounting for the Impairment of Long-Lived Assets Other Than Goodwill

Long-lived assets other than goodwill are reviewed for impairment when circumstances indicate the carrying value of an asset may not be recoverable. For assets that are to be held and used, impairment is recognized when the estimated undiscounted cash flows associated with the asset or group of assets is less than their carrying value. If impairment exists, an adjustment is made to write the asset down to its fair value, and a loss is recorded as the difference between the carrying value and fair value. Fair values are determined based on quoted market values, discounted cash flows or internal and external appraisals, as applicable.

Goodwill

Goodwill represents the cost in excess of the net assets of businesses acquired in the Company's managed-only segment. As further discussed in Note 3, goodwill is tested for impairment at least annually using a fair-value based approach.

Investment in Direct Financing Lease

Investment in direct financing lease represents the portion of the Company's management contract with a governmental agency that represents capitalized lease payments on buildings and equipment. The lease is accounted for using the financing method and, accordingly, the minimum lease payments to be received over the term of the lease less unearned income are capitalized as the Company's investment in the lease. Unearned income is recognized as income over the term of the lease using the interest method.

Investment in Affiliates

Investments in affiliates that are equal to or less than 50%-owned over which the Company can exercise significant influence are accounted for using the equity method of accounting.

Debt Issuance Costs

Generally, debt issuance costs, which are included in other assets in the consolidated balance sheets, are capitalized and amortized into interest expense on a straight-line basis, which is not materially different than the interest method, over the term of the related debt. However, certain debt issuance costs incurred in connection with debt refinancings are charged to expense in accordance with Emerging Issues Task Force Issue No. 96-19, "Debtor's Accounting for a Modification or Exchange of Debt Instruments."

Management and Other Revenue

The Company maintains contracts with certain governmental entities to manage their facilities for fixed per diem rates. The Company also maintains contracts with various federal, state, and local governmental entities for the housing of inmates in company-owned facilities at fixed per diem rates or monthly fixed rates. These contracts usually contain expiration dates with renewal options ranging from annual to multi-year renewals. Most of these contracts have current terms that require renewal every two to five years. Additionally, most facility management contracts contain clauses that allow the government agency to terminate a contract without cause, and are generally subject to legislative appropriations. The Company generally expects to renew these contracts for periods consistent with the remaining renewal options allowed by the contracts or other reasonable extensions; however, no assurance can be given that such renewals will be obtained. Fixed monthly rate revenue is recorded in the month earned and fixed per diem revenue, including revenue under those contracts that include guaranteed minimum populations, is recorded based on the per diem rate multiplied by the number of inmates housed or guaranteed during the respective period.

The Company recognizes any additional management service revenues upon completion of services provided to the customer. Certain of the government agencies also have the authority to audit and investigate the Company's contracts with them. For contracts that actually or effectively provide for certain reimbursement of expenses, if the agency determines that the Company has improperly allocated costs to a specific contract, the Company may not be reimbursed for those costs and could be required to refund the amount of any such costs that have been reimbursed. The reimbursement of expenses is recognized as a reduction to expense in the period the expenses are incurred by the Company. There were no material adverse audit findings during any of the periods presented.

Other revenue consists primarily of ancillary revenues associated with operating correctional and detention facilities, such as commissary, phone, and vending sales, and are recorded in the period the goods and services are provided to the inmates. Revenues generated from prisoner transportation services for governmental agencies are recorded in the period the inmates have been transported to their destination. Design and construction management fees earned from governmental agencies for certain expansion and development projects at managed-only facilities operated by the Company are recorded based on a percentage of completion of the construction project.

Rental Revenue

Rental revenue is recognized based on the terms of the Company's leases.

Self-Funded Insurance Reserves

The Company is significantly self-insured for employee health, workers' compensation, automobile liability insurance claims, and general liability claims. As such, the Company's insurance expense is largely dependent on claims experience and the Company's ability to control its claims experience. The Company has consistently accrued the estimated liability for employee health insurance based on its history of claims experience and time lag between the incident date and the date the cost is paid by the Company. The Company has accrued the estimated liability for workers' compensation and automobile insurance based on an actuarially determined liability, discounted to the net present value of the outstanding liabilities, using a combination of actuarial methods used to project ultimate losses. The liability for employee health, workers' compensation, and automobile insurance includes estimates for both claims incurred and for claims incurred but not reported. The Company records litigation reserves related to general liability matters for which it is probable that a loss has been incurred and the range of such loss can be estimated. These estimates could change in the future.

Income Taxes

Income taxes are accounted for under the provisions of Statement of Financial Accounting Standards No. 109, "Accounting for Income Taxes" ("SFAS 109"). SFAS 109 generally requires the Company to record deferred income taxes for the tax effect of differences between book and tax bases of its assets and liabilities.

Deferred income taxes reflect the available net operating losses and the net tax effect of temporary differences between the carrying amounts of assets and liabilities for financial reporting purposes and the amounts used for income tax purposes. Realization of the future tax benefits related to deferred tax assets is dependent on many factors, including the Company's past earnings history, expected future earnings, the character and jurisdiction of such earnings, unsettled circumstances that, if unfavorably resolved, would adversely affect utilization of its deferred tax assets, carryback and carryforward periods, and tax strategies that could potentially enhance the likelihood of realization of a deferred tax asset.

Income tax contingencies are accounted for under the provisions of the Financial Accounting Standards Board ("FASB") Interpretation No. 48, "Accounting for Uncertainty in Income Taxes - an interpretation of FASB Statement No. 109" ("FIN 48"). FIN 48 prescribes a recognition threshold and measurement attribute for the financial statement recognition and measurement of a tax position taken or expected to be taken in a tax return.

Foreign Currency Transactions

The Company has extended a working capital loan to Agecroft Prison Management, Ltd. ("APM"), the operator of a correctional facility in Salford, England previously owned by a subsidiary of the Company. The working capital loan is denominated in British pounds; consequently, the Company adjusts these receivables to the current exchange rate at each balance sheet date and recognizes the unrealized currency gain or loss in current period earnings. See Note 6 for further discussion of the Company's relationship with APM.

Fair Value of Financial Instruments

To meet the reporting requirements of Statement of Financial Accounting Standards No. 107, "Disclosures About Fair Value of Financial Instruments," the Company calculates the estimated fair value of financial instruments using quoted market prices of similar instruments or discounted cash flow techniques. At December 31, 2008 and 2007, there were no material differences between the carrying amounts and the estimated fair values of the Company's financial instruments, other than as follows (in thousands):

	December 31,			
	2008		2007	
	Carrying Amount	Fair Value	Carrying Amount	Fair Value
Investment in direct financing lease	\$ 14,503	\$ 17,999	\$ 15,468	\$ 19,054
Note receivable from APM	\$ 4,567	\$ 7,734	\$ 6,301	\$ 10,210
Debt	\$ (1,192,922)	\$ (1,163,744)	\$ (975,967)	\$ (982,688)

Use of Estimates in Preparation of Financial Statements

The preparation of financial statements in conformity with accounting principles generally accepted in the United States requires management to make estimates and assumptions that affect the reported amounts of assets and liabilities, and disclosure of contingent assets and liabilities, at the date of the financial statements and the reported amounts of revenue and expenses during the reporting period. Actual results could differ from those estimates and those differences could be material.

Concentration of Credit Risks

The Company's credit risks relate primarily to cash and cash equivalents, restricted cash, accounts receivable, and an investment in a direct financing lease. Cash and cash equivalents and restricted cash are primarily held in bank accounts and overnight investments. The Company maintains deposits of cash in excess of federally insured limits with certain financial institutions. The Company's accounts receivable and investment in direct financing lease represent amounts due primarily from governmental agencies. The Company's financial instruments are subject to the possibility of loss in carrying value as a result of either the failure of other parties to perform according to their contractual obligations or changes in market prices that make the instruments less valuable.

The Company derives its revenues primarily from amounts earned under federal, state, and local government management contracts. For the years ended December 31, 2008, 2007, and 2006, federal correctional and detention authorities represented 39%, 41%, and 40%, respectively, of the Company's total revenue. Federal correctional and detention authorities consist primarily of the Federal Bureau of Prisons, or BOP, the United States Marshals Service, or USMS, and the U.S. Immigration and Customs Enforcement, or ICE. The BOP accounted for 12%, 13%, and 15% of total revenue for 2008, 2007, and 2006, respectively. The USMS accounted for 14%, 14%, and 15% of total revenue for 2008, 2007, and 2006, respectively. The ICE accounted for 13%, 13%, and 11% of total revenue for 2008, 2007, and 2006, respectively. These federal customers have management contracts at facilities the Company owns and at facilities the Company manages but does not own. Although the revenue generated from each of these agencies is derived from numerous management contracts, the loss of one or more of such contracts could have a material adverse impact in our financial condition and results of operations. No other customer generated more than 10% of total revenue during 2008, 2007, or 2006.

Comprehensive Income

Statement of Financial Accounting Standards No. 130, "Reporting Comprehensive Income" establishes standards for reporting and displaying comprehensive income and its components in a full set of general purpose financial statements. Comprehensive income encompasses all changes in stockholders' equity except those arising from transactions with stockholders.

The Company reports comprehensive income in the consolidated statements of stockholders' equity.

Accounting for Stock-Based Compensation

Restricted Stock

The Company amortizes the fair market value as of the grant date of restricted stock awards over the vesting period using the straight-line method. The fair market value of performance-based restricted stock is amortized over the vesting period as long as the Company expects to meet the performance criteria. If achievement of the performance criteria becomes improbable, an adjustment is made to reverse the expense previously incurred.

Other Stock-Based Compensation

The Company adopted the fair value recognition provisions of Statement of Financial Accounting Standards No. 123R, "Share-Based Payment ("SFAS 123R") on January 1, 2006 using the "modified prospective" method. The "modified prospective" method requires compensation cost to be recognized beginning with the effective date (a) based on the requirements of SFAS 123R for all share-based payments granted after the effective date and (b) based on the requirements of SFAS 123 for all awards granted to employees prior to the effective date of SFAS 123R that remained unvested on the effective date.

At December 31, 2008 the Company had equity incentive plans, which are described more fully in Note 14. The Company accounts for those plans under the recognition and measurement principles of SFAS 123R. All options granted under those plans had an exercise price equal to the market value of the underlying common stock on the date of grant.

Effective December 30, 2005, the Company's board of directors approved the acceleration of the vesting of outstanding options previously awarded to executive officers and employees under its Amended and Restated 1997 Employee Share Incentive Plan and its Amended and Restated 2000 Stock Incentive Plan. As a result of the acceleration, approximately 3.0 million unvested options became exercisable, 45% of which were otherwise scheduled to vest in February 2006. All of the unvested options were "in-the-money" on the effective date of acceleration.

The purpose of the accelerated vesting of stock options was to enable the Company to avoid recognizing compensation expense associated with these options in future periods as required by SFAS 123R, estimated at the date of acceleration to be \$3.8 million in 2006, \$2.0 million in 2007, and \$0.5 million in 2008. In order to prevent unintended benefits to the holders of these stock options, the Company imposed resale restrictions to prevent the sale of any shares acquired from the exercise of an accelerated option prior to the original vesting date of the option. The resale restrictions automatically expire upon the individual's termination of employment. All other terms and conditions applicable to such options, including the exercise prices, remained unchanged. As a result of the acceleration, the Company recognized a non-cash, pre-tax charge of \$1.0 million in the fourth quarter of 2005 for the estimated value of the stock options that would have otherwise been forfeited.

3. GOODWILL AND INTANGIBLES

Statement of Financial Accounting Standards No. 142, "Goodwill and Other Intangible Assets" ("SFAS 142"), establishes accounting and reporting requirements for goodwill and other intangible assets. Under SFAS 142, goodwill attributable to each of the Company's reporting units is tested for impairment by comparing the fair value of each reporting unit with its carrying value. Fair value is determined using a collaboration of various common valuation techniques, including market multiples and discounted cash flows. These impairment tests are required to be performed at least annually. The Company performs its impairment tests during the fourth quarter, in connection with the Company's annual budgeting process, and whenever circumstances indicate the carrying value of goodwill may not be recoverable.

During the fourth quarter of 2007, in connection with the Company's annual budgeting process and annual goodwill impairment analysis, the Company recognized a goodwill impairment charge of \$1.5 million related to the management of two of the Company's managed-only facilities. This impairment charge resulted from recent poor operating performance combined with an unfavorable forecast of future cash flows under the current management contracts at these facilities. The impairment charge was computed using a discounted cash flow method. During 2008, the Company exercised its option to terminate one of the management contracts upon expiration of the contract in the fourth quarter of 2008. Since the operations of this facility were reclassified and reported as discontinued operations, the goodwill impairment charge associated with this facility of \$1.0 million is included in income from discontinued operations in 2007. See Note 13.

The components of the Company's other identifiable intangible assets and liabilities are as follows (in thousands):

	December 31, 2008		December 31, 2007	
	Gross Carrying Amount	Accumulated Amortization	Gross Carrying Amount	Accumulated Amortization
Contract acquisition costs	\$ 873	\$ (860)	\$ 873	\$ (859)
Contract values	(35,688)	29,896	(35,688)	25,977
Total	<u>\$ (34,815)</u>	<u>\$ 29,036</u>	<u>\$ (34,815)</u>	<u>\$ 25,118</u>

Contract acquisition costs are included in other non-current assets and contract values are included in other non-current liabilities in the accompanying consolidated balance sheets. Contract values are amortized using the interest method. Amortization income, net of amortization expense, for intangible assets and liabilities during the years ended December 31, 2008, 2007, and 2006 was \$4.7 million, \$4.3 million and \$4.6 million, respectively. Interest expense associated with the amortization of contract values for the years ended December 31, 2008, 2007, and 2006 was \$0.7 million, \$1.1 million, and \$1.5 million, respectively. Estimated amortization income, net of amortization expense, for the five succeeding fiscal years is as follows (in thousands):

2009	\$ 3,204
2010	2,534
2011	134
2012	134
2013	134

4. PROPERTY AND EQUIPMENT

At December 31, 2008, the Company owned 48 real estate properties, including 46 correctional and detention facilities, three of which the Company leased to other operators, and two corporate office buildings. At December 31, 2008, the Company also managed 22 correctional and detention facilities owned by government agencies.

Property and equipment, at cost, consists of the following (in thousands):

	December 31,	
	2008	2007
Land and improvements	\$ 71,371	\$ 61,408
Buildings and improvements	2,666,144	2,111,732
Equipment	227,468	198,829
Office furniture and fixtures	28,025	26,797
Construction in progress	85,206	195,663
	3,078,214	2,594,429
Less: Accumulated depreciation	(599,390)	(508,210)
	\$ 2,478,824	\$ 2,086,219

Construction in progress primarily consists of correctional facilities under construction or expansion. Interest is capitalized on construction in progress in accordance with Statement of Financial Accounting Standards No. 34, "Capitalization of Interest Cost" and amounted to \$13.5 million, \$7.6 million, and \$4.7 million in 2008, 2007, and 2006, respectively.

Depreciation expense was \$95.5 million, \$82.9 million, and \$71.9 million for the years ended December 31, 2008, 2007, and 2006, respectively.

As of December 31, 2008, ten of the facilities owned by the Company are subject to options that allow various governmental agencies to purchase those facilities. Certain of these options to purchase are based on a depreciated book value while others are based on a fair market value calculation. In addition, two facilities that are also subject to purchase options are constructed on land that the Company leases from governmental agencies under ground leases. Under the terms of those ground leases, the facilities become the property of the governmental agencies upon expiration of the ground leases. The Company depreciates these properties over the shorter of the term of the applicable ground lease or the estimated useful life of the property.

The Company leases portions of the land and building of the San Diego Correctional Facility under an operating lease with varying lease terms ranging from December 2011 through December 2015. The Company also leases land and building at the Elizabeth Detention Center under operating leases that expire June 2015. The rental expense incurred for these leases was \$3.5 million, \$3.4 million, and \$2.3 million for the years ended December 31, 2008, 2007, and 2006, respectively. Future minimum lease payments as of December 31, 2008 under these operating leases are as follows:

2009	\$ 3,452
2010	3,511
2011	2,886
2012	1,861
2013	1,870

Assets Held for Sale

During November 2007, the Company accepted an unsolicited purchase offer from Community Education Partners ("CEP"), a third party lessee, to purchase one of the Company's owned and leased properties located in Houston, Texas. As of December 31, 2007, in accordance with Statement of Financial Accounting Standards No. 144, "Accounting for the Impairment or Disposal of Long-Lived Assets" ("SFAS 144"), the Company classified the net book value of the facility of \$7.6 million as held for sale. During February 2008, at the request of CEP, the Company agreed to extend the proposed closing date and fix the sales price through June 30, 2008. During the second quarter of 2008, CEP elected not to purchase the facility and instead signed a new lease for

the facility effective July 1, 2008. As a result, the Company has reclassified the facility previously classified as held for sale as an asset to be held and used and the asset is now reported in property and equipment in the accompanying consolidated balance sheet. Further, in accordance with SFAS 144, the Company reclassified the results of operations of this facility to be included in income from continuing operations for all periods presented.

5. FACILITY ACTIVATIONS AND DEVELOPMENTS

In July 2007, the Company announced the commencement of construction of a new correctional facility in Adams County, Mississippi. During the second quarter of 2008, the Company announced that it would increase the size of the Adams County Correctional Center. Construction of the Adams County Correctional Center was completed during the fourth quarter of 2008 at a cost of approximately \$126.0 million. The Company does not currently have a management contract to utilize these new beds, but will market the new beds to various existing and potential customers.

In October 2007, the Company announced that it entered into a new agreement with the State of California Department of Corrections and Rehabilitation (“CDCR”) for the housing of up to 7,772 inmates from the state of California. The new contract replaced and superseded the previous contract the Company had with the CDCR, which provided housing for up to 5,670 inmates. In January 2008, this agreement was further amended to allow for an additional 360 CDCR inmates. As a result, the Company now has a contract that provides the CDCR with the ability to house up to 8,132 inmates in six of the facilities the Company owns. The agreement, which is subject to appropriations by the California legislature, expires June 30, 2011, and provides for a minimum payment based on the greater of the actual occupancy or 90% of the capacity made available to the CDCR at each facility in which inmates are housed. The minimum payments are subject to specific terms and conditions in the contract at each facility that houses CDCR inmates. As of December 31, 2008 the Company housed approximately 6,200 CDCR inmates.

Additionally, the Company announced that it would construct a new correctional facility located in Eloy, Arizona, which it expects to be fully utilized by the CDCR. The Company completed construction of the new La Palma Correctional Center during the first quarter of 2009 at a total cost of approximately \$200.0 million. However, the Company opened a portion of the new facility and began receiving inmates from the state of California during the third quarter of 2008. As a condition of undertaking the substantial cost required to construct the La Palma Correctional Center, the CDCR agreed to occupy the beds allocated to it in accordance with a Phase-In Schedule, and to make a minimum payment based on the greater of the actual occupancy or 90% of the capacity available to CDCR according to the Phase-In Schedule.

In February 2008, the Company announced its intention to construct a new correctional facility in Trousdale County, Tennessee. However, during the first quarter of 2009 the Company temporarily suspended the construction of this facility until it has greater clarity around the timing of future bed absorption by its customers. The Company will continue to monitor its customers’ needs, and could promptly resume construction of the facility. Currently, the Company believes it could resume construction of the Trousdale facility at little or no incremental cost from its original estimate.

In May 2008, the Company was awarded a contract by the Office of Federal Detention Trustee to design, build, and operate a new correctional facility in Pahrump, Nevada, which is currently expected to be completed during the second quarter of 2010 for approximately \$83.5 million. The new Nevada Southern Detention Center is expected to house approximately 1,000 federal prisoners. The contract provides for a guarantee of up to 750 inmates or detainees and includes an initial term of five years with three five-year renewal options.

6. INVESTMENT IN AFFILIATE

The Company has determined that its joint venture in APM is a variable interest entity (“VIE”) in accordance with FASB Interpretation No. 46, “Consolidation of Variable Interest Entities, an Interpretation of Accounting Research Bulletin No. 51” (“FIN 46”), of which the Company is not the primary beneficiary. The Company has a 50% ownership interest in APM, an entity holding the management contract for a correctional facility, HM Prison Forest Bank, under a 25-year prison management contract with an agency of the United Kingdom government. The Forest Bank facility, located in Salford, England, was previously constructed and owned by a wholly-owned subsidiary of the Company, which was sold in April 2001. All gains and losses under the joint venture are accounted for using the equity method of accounting. During 2000, the Company extended a working capital loan to APM, which totaled \$4.6 million as of December 31, 2008. The outstanding working capital loan represents the Company’s maximum exposure to loss in connection with APM.

For the years ended December 31, 2008 and 2007 and 2006, equity in earnings of joint venture was \$0.2 million, \$0.2 million, \$0.1 million respectively, which is included in other (income) expense in the consolidated statements of operations. Because the Company's investment in APM has no carrying value, equity in losses of APM are applied as a reduction to the net carrying value of the note receivable balance, which is included in other assets in the accompanying consolidated balance sheets.

7. INVESTMENT IN DIRECT FINANCING LEASE

At December 31, 2008, the Company's investment in a direct financing lease represents net receivables under a building and equipment lease between the Company and the District of Columbia for the D.C. Correctional Treatment Facility.

A schedule of minimum rentals to be received under the direct financing lease in future years is as follows (in thousands):

2009	\$	2,793
2010		2,793
2011		2,793
2012		2,793
2013		2,793
Thereafter		9,073
Total minimum obligation		23,038
Less unearned interest income		(8,535)
Less current portion of direct financing lease		(1,089)
		<u>13,414</u>
Investment in direct financing lease	\$	<u>13,414</u>

During the years ended December 31, 2008, 2007, and 2006, the Company recorded interest income of \$1.8 million, \$1.9 million, and \$2.0 million, respectively, under this direct financing lease.

8. OTHER ASSETS

Other assets consist of the following (in thousands):

	December 31,	
	2008	2007
Debt issuance costs, less accumulated amortization of \$14,255 and \$10,898, respectively	\$ 11,681	\$ 15,026
Notes receivable, net	4,052	4,519
Cash surrender value of life insurance	3,753	2,881
Deposits	956	961
Contract acquisition costs, less accumulated amortization of \$860 and \$859, respectively	13	14
	<u>\$ 20,455</u>	<u>\$ 23,401</u>

9. ACCOUNTS PAYABLE AND ACCRUED EXPENSES

Accounts payable and accrued expenses consist of the following (in thousands):

	December 31,	
	2008	2007
Trade accounts payable	\$ 53,215	\$ 86,438
Accrued salaries and wages	37,252	31,424
Accrued workers' compensation and auto liability	9,180	9,362
Accrued litigation	15,334	12,133
Accrued employee medical insurance	10,180	9,860
Accrued property taxes	18,013	14,775
Accrued interest	17,207	16,772
Other	29,559	28,185
	\$ 189,940	\$ 208,949

The total liability for workers' compensation and auto liability was \$24.1 million and \$24.3 million as of December 31, 2008 and 2007, respectively, with the long-term portion included in other long-term liabilities in the accompanying consolidated balance sheets. These liabilities were discounted to the net present value of the outstanding liabilities using a 5.0% annual rate of return in each year. These liabilities amounted to \$29.3 million and \$29.7 million on an undiscounted basis as of December 31, 2008 and 2007, respectively.

10. DIVIDENDS TO STOCKHOLDERS

Common Stock

No dividends for common stock were declared for the years ended December 31, 2008, 2007, and 2006. The indentures governing the Company's senior unsecured notes limit the amount of dividends the Company can declare or pay on outstanding shares of its common stock. Taking into consideration these limitations, the Company's management and its board of directors regularly evaluate the merits of declaring and paying a dividend. Future dividends, if any, will depend on the Company's future earnings, capital requirements, financial condition, alternative uses of capital, and on such other factors as the board of directors of the Company considers relevant.

11. DEBT

Debt consists of the following (in thousands):

	December 31,	
	2008	2007
Revolving Credit Facility, principal due at maturity in December 2012; interest payable periodically at variable interest rates. The weighted average rate at December 31, 2008 was 1.7%.	\$ 217,245	\$ -
7.5% Senior Notes, principal due at maturity in May 2011; interest payable semi-annually in May and November at 7.5%.	250,000	250,000
7.5% Senior Notes, principal due at maturity in May 2011; interest payable semi-annually in May and November at 7.5%. These notes were issued with a \$2.3 million premium, of which \$0.7 million and \$1.0 million was unamortized at December 31, 2008 and 2007, respectively.	200,677	200,967
6.25% Senior Notes, principal due at maturity in March 2013; interest payable semi-annually in March and September at 6.25%.	375,000	375,000
6.75% Senior Notes, principal due at maturity in January 2014; interest payable semi-annually in January and July at 6.75%.	150,000	150,000
	1,192,922	975,967
Less: Current portion of long-term debt	(290)	(290)
	\$ 1,192,632	\$ 975,677

Senior Indebtedness

During January 2006, in connection with the sale and issuance of the 6.75% Senior Notes (as defined hereafter), the Company used the net proceeds to completely pay-off the outstanding balance of the then outstanding term loan portion of the senior secured bank credit facility (the “Senior Bank Credit Facility”). Additionally, in February 2006, the Company reached an agreement with a group of lenders to enter into a \$150.0 million senior secured revolving credit facility with a five-year term (the “\$150 Million Revolving Credit Facility”). The \$150 Million Revolving Credit Facility was used to replace the existing revolving loan under the Senior Bank Credit Facility, including any outstanding letters of credit issued thereunder. The Company incurred a pre-tax charge of approximately \$1.0 million during the first quarter of 2006 for the write-off of existing deferred loan costs associated with the retirement of the revolving loan and pay-off of the term loan portion of the Senior Bank Credit Facility. In September 2007, the Company exercised its option to increase the borrowing capacity under its \$150 Million Revolving Credit Facility by \$100.0 million, from \$150.0 million to \$250.0 million.

During December 2007, the Company entered into a new \$450.0 million senior secured revolving credit facility (the “\$450 Million Revolving Credit Facility”) arranged by Banc of America Securities LLC and Wachovia Capital Markets, LLC. The \$450 Million Revolving Credit Facility replaced the Company's previous \$250.0 million senior secured revolving credit facility. The \$450 Million Revolving Credit Facility is utilized to fund expansion and development projects, the stock repurchase program as further described in Note 14, as well as for working capital, capital expenditures and general corporate purposes. The Company capitalized approximately \$1.9 million during the fourth quarter of 2007 for the costs related to the issuance of the \$450 Million Revolving Credit Facility in accordance with EITF 98-14, “Debtors Accounting for Changes in Line-of-Credit or Revolving-Debt Arrangements.”

The \$450 Million Revolving Credit Facility matures in December 2012. At the Company's option, interest on outstanding borrowings will be based on either a base rate plus a margin ranging from 0.00% to 0.50% or a London Interbank Offered Rate (“LIBOR”) plus a margin ranging from 0.75% to 1.50%. The applicable margins are subject to adjustments based on the Company's leverage ratio. Based on the Company's current leverage ratio, loans under the \$450 Million Revolving Credit Facility currently bear interest at the base rate plus a margin of 0.00% or at LIBOR plus a margin of 0.75%. As of December 31, 2008, the Company had \$217.2 million in borrowings under the \$450 Million Revolving Credit Facility as well as \$32.2 million in letters of credit outstanding.

Lehman Brothers Commercial Bank (“Lehman”), which holds a \$15.0 million share in the Company's \$450 Million Revolving Credit Facility, is a defaulting lender under the terms of the credit agreement. At December 31, 2008, Lehman had funded \$4.6 million that remained outstanding on the facility, which will be repaid on a pro-rata basis to the extent that LIBOR-based loans are repaid. It is the Company's expectation that going forward it will not have access to additional incremental funding from Lehman, and to the extent that their funding is reduced, it will not be replaced. The Company does not believe that this reduction of credit has a material effect on the Company's liquidity and capital resources. None of the other banks providing commitments under the \$450 Million Revolving Credit Facility have failed to fund borrowings the Company has requested. However, no assurance can be provided that all of the banks in the lending group will continue to operate as a going concern in the future. If any of the banks in the lending group were to fail, it is possible that the capacity under the \$450 Million Revolving Credit Facility would be reduced further.

The \$450 Million Revolving Credit Facility has a \$20.0 million sublimit for swing line loans and a \$100.0 million sublimit for the issuance of standby letters of credit. The Company has an option to increase the availability under the \$450 Million Revolving Credit Facility by up to \$300.0 million (consisting of revolving credit, term loans, or a combination of the two) subject to, among other things, the receipt of commitments for the increased amount.

The \$450 Million Revolving Credit Facility is secured by a pledge of all of the capital stock of the Company's domestic subsidiaries, 65% of the capital stock of the Company's foreign subsidiaries, all of the Company's accounts receivable, and all of the Company's deposit accounts.

The \$450 Million Revolving Credit Facility requires the Company to meet certain financial covenants, including, without limitation, a maximum total leverage ratio, a maximum secured leverage ratio, and a minimum interest coverage ratio. As of December 31, 2008, the Company was in compliance with all such covenants. In addition, the \$450 Million Revolving Credit Facility contains certain covenants which, among other things, limits both the incurrence of additional indebtedness, investments, payment of dividends, transactions with affiliates, asset sales, acquisitions, capital expenditures, mergers and consolidations, prepayments and modifications of other indebtedness, liens and encumbrances and other matters customarily restricted in such agreements. In addition, the \$450 Million Revolving Credit Facility is subject to certain cross-default provisions with terms of the Company's other indebtedness.

\$250 Million 7.5% Senior Notes. Interest on the \$250.0 million aggregate principal amount of the Company's 7.5% unsecured senior notes issued in May 2003 (the "\$250 Million 7.5% Senior Notes") accrues at the stated rate and is payable semi-annually on May 1 and November 1 of each year. The \$250 Million 7.5% Senior Notes are scheduled to mature on May 1, 2011. The Company may currently redeem all or a portion of the notes at redemption prices as set forth in the indenture governing the \$250 Million 7.5% Senior Notes. The \$250 Million 7.5% Senior Notes are guaranteed on an unsecured basis by all of the Company's domestic subsidiaries.

\$200 Million 7.5% Senior Notes. Interest on the \$200.0 million aggregate principal amount of the Company's 7.5% unsecured senior notes issued in August 2003 (the "\$200 Million 7.5% Senior Notes") accrues at the stated rate and is payable on May 1 and November 1 of each year. However, the notes were issued at a price of 101.125% of the principal amount of the notes, resulting in a premium of \$2.25 million, which is amortized as a reduction to interest expense over the term of the notes. The \$200 Million 7.5% Senior Notes were issued under the existing indenture and supplemental indenture governing the \$250 Million 7.5% Senior Notes.

\$375 Million 6.25% Senior Notes. Interest on \$375.0 million aggregate principal amount of the Company's 6.25% unsecured senior notes issued in March 2005 (the "6.25% Senior Notes") accrues at the stated rate and is payable on March 15 and September 15 of each year. The 6.25% Senior Notes are scheduled to mature on March 15, 2013. The Company may redeem all or a portion of the notes on or after March 15, 2009. Redemption prices are set forth in the indenture governing the 6.25% Senior Notes.

\$150 Million 6.75% Senior Notes. Interest on the \$150.0 million aggregate principal amount of the Company's 6.75% unsecured senior notes issued in January 2006 (the "6.75% Senior Notes") accrues at the stated rate and is payable on January 31 and July 31 of each year. The 6.75% Senior Notes are scheduled to mature on January 31, 2014. The Company may redeem all or a portion of the notes on or after January 31, 2010. Redemption prices are set forth in the indenture governing the 6.75% Senior Notes.

Guarantees and Covenants. In connection with the registration with the SEC of the Company's then outstanding 9.875% Senior Notes pursuant to the terms and conditions of a Registration Rights Agreement, after obtaining consent of the lenders under a previously outstanding senior bank credit facility, the Company transferred the real property and related assets of the Company (as the parent corporation) to certain of its subsidiaries effective December 27, 2002. Accordingly, the Company (as the parent corporation to its subsidiaries) has no independent assets or operations (as defined under Rule 3-10(f) of Regulation S-X). As a result of this transfer, assets with an aggregate net book value of \$2.5 billion are no longer directly available to the parent corporation to satisfy the obligations under the \$250 Million 7.5% Senior Notes, the \$200 Million 7.5% Senior Notes, the 6.25% Senior Notes, or the 6.75% Senior Notes (collectively, "the Senior Notes"). Instead, the parent corporation must rely on distributions of the subsidiaries to satisfy its obligations under the Senior Notes. All of the parent corporation's domestic subsidiaries, including the subsidiaries to which the assets were transferred, have provided full and unconditional guarantees of the Senior Notes. Each of the Company's subsidiaries guaranteeing the Senior Notes are 100% owned subsidiaries of the Company; the subsidiary guarantees are full and unconditional and are joint and several obligations of the guarantors; and all non-guarantor subsidiaries are minor (as defined in Rule 3-10(h)(6) of Regulation S-X).

As of December 31, 2008, neither the Company nor any of its subsidiary guarantors had any material or significant restrictions on the Company's ability to obtain funds from its subsidiaries by dividend or loan or to transfer assets from such subsidiaries.

The indentures governing the Senior Notes contain certain customary covenants that, subject to certain exceptions and qualifications, restrict the Company's ability to, among other things, make restricted payments; incur additional debt or issue certain types of preferred stock; create or permit to exist certain liens; consolidate, merge or transfer all or substantially all of the Company's assets; and enter into transactions with affiliates. In addition, if the Company sells certain assets (and generally does not use the proceeds of such sales for certain specified purposes) or experiences specific kinds of changes in control, the Company must offer to repurchase all or a portion of the Senior Notes. The offer price for the Senior Notes in connection with an asset sale would be equal to 100% of the aggregate principal amount of the notes repurchased plus accrued and unpaid interest and liquidated damages, if any, on the notes repurchased to the date of purchase. The offer price for the Senior Notes in connection with a change in control would be 101% of the aggregate principal amount of the notes repurchased plus accrued and unpaid interest and liquidated damages, if any, on the notes repurchased to the date of purchase. The Senior Notes are also subject to certain cross-default provisions with the terms of the Company's Revolving Credit Facility, as more fully described hereafter.

Other Debt Transactions

Letters of Credit. At December 31, 2008 and 2007, the Company had \$32.2 million and \$34.9 million, respectively, in outstanding letters of credit. The letters of credit were issued to secure the Company's workers' compensation and general liability insurance policies, performance bonds and utility deposits. The letters of credit outstanding at December 31, 2008 were provided by a sub-facility under the \$450 Million Revolving Credit Facility.

Debt Maturities

Scheduled principal payments as of December 31, 2008 for the next five years and thereafter are as follows (in thousands):

2009	\$	-
2010		-
2011		450,000
2012		217,245
2013		375,000
Thereafter		<u>150,000</u>
Total principal payments		1,192,245
Unamortized bond premium		<u>677</u>
Total debt	\$	<u><u>1,192,922</u></u>

Cross-Default Provisions

The provisions of the Company's debt agreements relating to the \$450 Million Revolving Credit Facility and the Senior Notes contain certain cross-default provisions. Any events of default under the \$450 Million Revolving Credit Facility that results in the lenders' actual acceleration of amounts outstanding hereunder also result in an event of default under the Senior Notes. Additionally, any events of default under the Senior Notes which give rise to the ability of the holders of such indebtedness to exercise their acceleration rights also result in an event of default under the \$450 Million Revolving Credit Facility.

If the Company were to be in default under the \$450 Million Revolving Credit Facility, and if the lenders under the \$450 Million Revolving Credit Facility elected to exercise their rights to accelerate the Company's obligations under the \$450 Million Revolving Credit Facility, such events could result in the acceleration of all or a portion of the Company's Senior Notes, which would have a material adverse effect on the Company's liquidity and financial position. The Company does not have sufficient working capital to satisfy its debt obligations in the event of an acceleration of all or a substantial portion of the Company's outstanding indebtedness.

12. INCOME TAXES

The income tax expense is comprised of the following components (in thousands):

	For the Years Ended December 31,		
	2008	2007	2006
Current provision			
Federal	\$ 56,452	\$ 65,338	\$ 27,936
State	5,862	5,546	1,568
	<u>62,314</u>	<u>70,884</u>	<u>29,504</u>
Deferred provision			
Federal	25,609	8,972	29,247
State	4,204	604	1,894
	<u>29,813</u>	<u>9,576</u>	<u>31,141</u>
Income tax provision	<u>\$ 92,127</u>	<u>\$ 80,460</u>	<u>\$ 60,645</u>

The current income tax provisions for 2008, 2007, and 2006 are net of \$0.7 million, \$1.4 million, and \$16.0 million, respectively, of tax benefits of operating loss carry forwards.

Significant components of the Company's deferred tax assets and liabilities as of December 31, 2008 and 2007, are as follows (in thousands):

	December 31,	
	2008	2007
Current deferred tax assets:		
Asset reserves and liabilities not yet deductible for tax	\$ 20,082	\$ 14,806
Net current deferred tax assets	<u>20,082</u>	<u>14,806</u>
Current deferred tax liabilities:		
Other	(3,974)	(2,556)
Net total current deferred tax assets	<u>\$ 16,108</u>	<u>\$ 12,250</u>
Noncurrent deferred tax assets:		
Asset reserves and liabilities not yet deductible for tax	\$ 16,158	\$ 14,554
Tax over book basis of certain assets	21,480	24,235
Net operating loss and tax credit carry forwards	17,114	18,627
Other	4,978	5,339
Total noncurrent deferred tax assets	<u>59,730</u>	<u>62,755</u>
Less valuation allowance	<u>(6,533)</u>	<u>(7,546)</u>
Net noncurrent deferred tax assets	<u>53,197</u>	<u>55,209</u>
Noncurrent deferred tax liabilities:		
Book over tax basis of certain assets	(120,523)	(89,363)
Other	(1,023)	(117)
Total noncurrent deferred tax liabilities	<u>(121,546)</u>	<u>(89,480)</u>
Net total noncurrent deferred tax liabilities	<u>\$ (68,349)</u>	<u>\$ (34,271)</u>

Deferred income taxes reflect the available net operating losses and the net tax effects of temporary differences between the carrying amounts of assets and liabilities for financial reporting purposes and the amounts used for income tax purposes. Realization of the future tax benefits related to deferred tax assets is dependent on many factors, including the Company's past earnings history, expected future earnings, the character and jurisdiction of such earnings, unsettled circumstances that, if unfavorably resolved, would adversely affect utilization of its deferred tax assets, carryback and carryforward periods, and tax strategies that could potentially enhance the likelihood of realization of a deferred tax asset.

The tax benefits associated with equity-based compensation reduced income taxes payable by \$9.0 million, \$21.2 million, and \$18.2 million during 2008, 2007, and 2006, respectively. Such benefits were recorded as increases to stockholders' equity.

A reconciliation of the income tax provision at the statutory income tax rate and the effective tax rate as a percentage of income from continuing operations before income taxes for the years ended December 31, 2008, 2007, and 2006 is as follows:

	2008	2007	2006
Statutory federal rate	35.0%	35.0%	35.0%
State taxes, net of federal tax benefit	3.1	2.7	2.2
Permanent differences	0.6	0.9	0.8
Change in valuation allowance	(0.1)	(0.3)	0.0
Other items, net	(0.9)	(0.6)	(1.2)
	<u>37.7%</u>	<u>37.7%</u>	<u>36.8%</u>

The Company has approximately \$6.7 million in net operating losses applicable to various states that it expects to carry forward in future years to offset taxable income in such states. Accordingly, the Company has a valuation allowance of \$0.9 million for the estimated amount of the net operating losses that will expire unused, in addition to a \$5.6 million valuation allowance related to state tax credits that are also expected to expire unused. Although the Company's estimate of future taxable income is based on current assumptions that it believes to be reasonable, the Company's assumptions may prove inaccurate and could change in the future, which could result in the expiration of additional net operating losses or credits. The Company would be required to establish a valuation allowance at such time that it no longer expected to utilize these net operating losses or credits, which could result in a material impact on its results of operations in the future.

The Company's effective tax rate was 37.7%, 37.7%, and 36.8% during 2008, 2007, and 2006, respectively. The Company's annual effective tax rate increased slightly in 2007 and 2008 compared with 2006 as a result of an increase in taxable income in states with higher statutory tax rates, the negative impact of a change in Texas tax law, and interest associated with uncertain tax positions required pursuant to FIN 48. The Company's overall effective tax rate is estimated based on the Company's current projection of taxable income and could change in the future as a result of changes in these estimates, the implementation of additional tax strategies, changes in federal or state tax rates, changes in estimates related to uncertain tax positions, or changes in state apportionment factors, as well as changes in the valuation allowance applied to the Company's deferred tax assets that are based primarily on the amount of state net operating losses and tax credits that could expire unused.

In July 2006, the FASB issued FIN 48, which prescribes a recognition threshold and measurement attribute for the financial statement recognition and measurement of a tax position taken or expected to be taken in a tax return. The guidance prescribed in FIN 48 establishes a recognition threshold of more likely than not that a tax position will be sustained upon examination. The measurement attribute of FIN 48 requires that a tax position be measured at the largest amount of benefit that is greater than 50 percent likely of being realized upon ultimate settlement. FIN 48 was effective for fiscal years beginning after December 15, 2006.

Upon adoption of FIN 48 on January 1, 2007, the Company recognized a \$2.2 million increase in the liability for uncertain tax positions net of certain benefits associated with state net operating losses, which was recorded as an adjustment to the January 1, 2007 balance of retained earnings. The Company has a \$6.6 million liability recorded for uncertain tax positions as of December 31, 2008, included in other non-current liabilities in the accompanying balance sheet. The Company recognizes interest and penalties related to unrecognized tax positions in income tax expense. During the year ended December 31, 2008, the Company recognized \$0.5

million in interest and penalties and as of December 31, 2008 the Company had approximately \$0.9 million for the payment of interest and penalties accrued in other liabilities. The total amount of unrecognized tax positions that, if recognized, would affect the effective tax rate is \$5.8 million. The Company does not currently anticipate that the total amount of unrecognized tax positions will significantly increase or decrease in the next twelve months.

The Company's U.S. federal and state income tax returns for tax years 2004 and beyond remain subject to examination by the Internal Revenue Service ("IRS"). During 2008, the Company was notified that the IRS would commence an audit of the Company's federal income tax returns for the years ended December 31, 2006 and 2007. The audit has just recently begun and, therefore, it is too early to predict the outcome of the audit. All states in which the company files income tax returns follow the same statute of limitations as federal, with the exception of the following states whose tax years include December 31, 2002 through December 31, 2007: Arizona, California, Colorado, Kentucky, Michigan, Minnesota, New Jersey, Texas, and Wisconsin.

A reconciliation of the beginning and ending amount of unrecognized tax benefits is as follows:

Unrecognized Benefit January 1, 2007	\$	4,772
Decreases from Prior Period Tax Positions		(111)
Increases from Current Period Tax Positions		771
Decreases Related to Settlements of Tax Positions		(396)
Decreases Due to Lapse of Statute of Limitations		-
Unrecognized Benefit December 31, 2007	\$	5,036
Decreases from Prior Period Tax Positions		(111)
Increases from Current Period Tax Positions		774
Decreases Related to Settlements of Tax Positions		-
Decreases Due to Lapse of Statute of Limitations		-
Unrecognized Benefit December 31, 2008	\$	5,699

13. DISCONTINUED OPERATIONS

Under the provisions of SFAS 144, the identification and classification of a facility as held for sale, or the termination of any of the Company's management contracts by expiration or otherwise, may result in the classification of the operating results of such facility, net of taxes, as a discontinued operation, so long as the financial results can be clearly identified, and so long as the Company does not have any significant continuing involvement in the operations of the component after the disposal or termination transaction.

As further described in Note 4, in November 2007, the Company accepted an unsolicited offer to sell a facility located in Houston, Texas and leased to a third-party operator. In accordance with SFAS 144, the Company classified the \$7.6 million net book value of the facility as held for sale as of December 31, 2007. During the second quarter of 2008, the third-party operator elected not to purchase the facility and instead signed a new lease for the facility effective July 1, 2008. As a result, the Company has reclassified the facility previously classified as held for sale as an asset to be held and used and the asset is now reported in property and equipment in the accompanying consolidated balance sheet. Further, in accordance with SFAS 144, the Company reclassified the results of operations of this facility to be included in income from continuing operations for all periods presented.

The results of operations, net of taxes, and the assets and liabilities of three correctional facilities each as further described below, have been reflected in the accompanying consolidated financial statements as discontinued operations in accordance with SFAS 144 for the years ended December 31, 2008, 2007, and 2006.

During September 2006, the Company received notification from the Liberty County Commission in Liberty County, Texas that, as a result of a contract bidding process, the County elected to transfer management of the 380-bed Liberty County Jail/Juvenile Center to another operator. Accordingly, the Company's contract with the County expired in January 2007 and the results of operations, net of taxes, and the assets and liabilities of this facility are being reported as discontinued operations for all periods presented.

As a result of Shelby County's evolving relationship with the Tennessee Department of Children's Services ("DCS") whereby the DCS prefers to oversee the juveniles at facilities under DCS control, the Company ceased operations of the 200-bed Shelby Training Center located in Memphis, Tennessee in August 2008. The Company reclassified the results of operations, net of taxes, and the assets and liabilities of this facility, excluding property and equipment, as discontinued operations upon termination of the management contract during the third quarter of 2008 for all periods presented. The property and equipment of this facility will continue to be reported as continuing operations, as the Company retained ownership of the building and equipment and completed the purchase of the land during the fourth quarter of 2008 from Shelby County, Tennessee for \$150,000. The Company is currently evaluating strategies to maximize the value of the Shelby Training Center.

In May 2008, the Company notified the Bay County Commission of its intention to exercise the Company's option to terminate the operational management contract for the 1,150-bed Bay County Jail and Annex in Panama City, Florida, effective October 9, 2008. Accordingly, the Company's contract with the Bay County Commission expired in October 2008 and the results of operations, net of taxes, and the assets and liabilities of this facility are being reported as discontinued operations for all periods presented.

The following table summarizes the results of operations for these facilities for the years ended December 31, 2008, 2007, and 2006 (in thousands):

	For the Years Ended December 31,		
	2008	2007	2006
REVENUE:			
Owned	\$ 3,269	\$ 6,715	\$ 6,633
Managed-only	12,982	17,355	21,074
	<u>16,251</u>	<u>24,070</u>	<u>27,707</u>
EXPENSES:			
Owned	3,354	5,840	6,273
Managed-only	13,965	16,123	19,674
Depreciation and amortization	652	143	350
Goodwill impairment	-	1,020	-
	<u>17,971</u>	<u>23,126</u>	<u>26,297</u>
OPERATING INCOME (LOSS)	(1,720)	944	1,410
Other (income) expense	<u>(49)</u>	<u>5</u>	<u>36</u>
INCOME (LOSS) BEFORE INCOME TAXES	(1,671)	939	1,374
Income tax (expense) benefit	<u>648</u>	<u>(372)</u>	<u>(504)</u>
INCOME (LOSS) FROM DISCONTINUED OPERATIONS, NET OF TAXES	\$ (1,023)	\$ 567	\$ 870

The assets and liabilities of the discontinued operations presented in the accompanying consolidated balance sheets are as follows (in thousands):

ASSETS	December 31,	
	2008	2007
Cash and cash equivalents	\$ -	\$ 126
Accounts receivable	1,263	4,836
Prepaid expenses and other current assets	234	132
Total current assets	1,497	5,094
Property and equipment, net	-	761
Other assets	-	10
Total assets	<u>\$ 1,497</u>	<u>\$ 5,865</u>
LIABILITIES		
Accounts payable and accrued expenses	\$ 1,143	\$ 4,528
Total current liabilities	<u>\$ 1,143</u>	<u>\$ 4,528</u>

Pursuant to a re-bid of the management contracts, during September 2008, the Company was notified by the Texas Department of Criminal Justice (“TDCJ”) of its intent to transfer the management of the 500-bed B.M. Moore Correctional Center in Overton, Texas and the 518-bed Diboll Correctional Center in Diboll, Texas to another operator, upon the expiration of the management contracts on January 16, 2009. Both of these facilities are owned by the TDCJ. The Company currently expects to reclassify the results of operations, net of taxes, and the assets and liabilities of these two facilities as discontinued operations upon termination of operations in the first quarter of 2009 for all periods presented. The termination of the management contracts is not expected to have a material effect on the Company’s financial statements.

During December 2008, the Company was notified by Hamilton County, Ohio of its intent to terminate the lease for the 850-bed Queensgate Correctional Facility located in Cincinnati, Ohio. The County elected to terminate the lease due to funding issues being experienced by the County. The Company expects to be able to find an alternative use for the facility, to include but not be limited to, a new lease arrangement, a management contract to operate the facility, or the ability to sell the facility to a third party. The termination of the lease is not expected to have a material effect on the Company’s financial statements. The Company currently expects to reclassify the results of operations, net of taxes, of this facility as discontinued operations upon termination of the lease in the first quarter of 2009 for all periods presented.

14. STOCKHOLDERS’ EQUITY

Common Stock

Restricted shares. During 2008, the Company issued approximately 279,000 shares of restricted common stock to certain of the Company’s employees, with an aggregate value of \$7.5 million, including 218,000 restricted shares to employees whose compensation is charged to general and administrative expense and 61,000 restricted shares to employees whose compensation is charged to operating expense. During 2007, the Company issued approximately 312,000 shares of restricted common stock to certain of the Company’s employees, with an aggregate value of \$8.3 million, including 254,000 restricted shares to employees whose compensation is charged to general and administrative expense and 58,000 shares to employees whose compensation is charged to operating expense.

The Company established performance-based vesting conditions on the restricted stock awarded to the Company’s officers and executive officers. Unless earlier vested under the terms of the restricted stock, shares issued to officers and executive officers are subject to vesting over a three-year period based upon the satisfaction of certain performance criteria. No more than one-third of such shares may vest in the first performance period; however, the performance criteria are cumulative for the three-year period. Unless earlier vested under the terms of the restricted stock, the shares of restricted stock issued to other employees of the Company vest after three years of continuous service.

Nonvested restricted common stock transactions as of December 31, 2008 and for the year then ended are summarized below (in thousands, except per share amounts).

	<u>Shares of restricted common stock</u>	<u>Weighted average grant date fair value</u>
Nonvested at December 31, 2007	864	\$ 17.87
Granted	279	\$ 26.78
Cancelled	(41)	\$ 21.17
Vested	(373)	\$ 14.87
Nonvested at December 31, 2008	729	\$ 22.64

During 2008, 2007, and 2006, the Company expensed \$5.9 million (\$1.1 million of which was recorded in operating expenses and \$4.8 million of which was recorded in general and administrative expenses), \$5.1 million (\$1.0 million of which was recorded in operating expenses and \$4.1 million of which was recorded in general and administrative expenses), and \$4.6 million (\$1.3 million of which was recorded in operating expenses and \$3.3 million of which was recorded in general and administrative expenses), net of forfeitures, relating to the restricted common stock, respectively. As of December 31, 2008, the Company had \$7.4 million of total unrecognized compensation cost related to restricted common stock that is expected to be recognized over a remaining weighted-average period of 1.7 years.

Stock Repurchase Program. In November 2008 the Company's Board of Directors approved a stock repurchase program to purchase up to \$150.0 million of the Company's common stock through December 31, 2009. During the fourth quarter of 2008, the Company completed the purchase of 1.1 million shares at a total cost of \$16.6 million. Funds for the repurchase program are expected to come from cash on hand, net cash provided by operations, and borrowings available under the Company's revolving credit facility.

Preferred Stock

The Company has the authority to issue 50.0 million shares of \$0.01 par value per share preferred stock (the "Preferred Stock"). The Preferred Stock may be issued from time to time upon authorization by the Board of Directors, in such series and with such preferences, conversion or other rights, voting powers, restrictions, limitations as to dividends, qualifications or other provisions as may be fixed by the Company's board of directors.

Stock Warrants

In connection with a merger completed during 2000, the Company issued warrants for the purchase of approximately 225,000 shares of its common stock, at an exercise price of \$11.10 per share. On August 8, 2007, 75,000 warrants were exercised at a price of \$11.10 per share. The holder of such warrants elected to satisfy the cost of the warrants using a net share settlement method, resulting in the issuance of 48,000 shares of common stock by the Company. On October 23, 2008, the holder of the remaining 150,000 warrants elected to exercise the warrants using a net share settlement method, resulting in the issuance of 77,000 shares of stock by the Company.

Stock Option Plans

The Company has equity incentive plans under which, among other things, incentive and non-qualified stock options are granted to certain employees and non-employee directors of the Company by the compensation committee of the Company's board of directors. The options are granted with exercise prices equal to the fair market value on the date of grant. Vesting periods for options granted to employees generally range from three to four years. Options granted to non-employee directors prior to 2007 vested on the date of grant. Options granted to non-employee directors during 2007 and 2008 vest on the first anniversary of the grant date. The term of such options is ten years from the date of grant.

Stock option transactions relating to the Company's non-qualified stock option plans are summarized below (in thousands, except exercise prices):

	No. of options	Weighted- Average Exercise Price of options	Weighted- Average Remaining Contractual Term	Aggregate Intrinsic Value
Outstanding at December 31, 2007	5,292	\$ 12.38		
Granted	671	26.61		
Exercised	(1,074)	8.04		
Cancelled	(201)	40.28		
Outstanding at December 31, 2008	<u>4,688</u>	<u>\$ 14.22</u>	5.6	\$ 49,963
Exercisable at December 31, 2008	<u>3,528</u>	<u>\$ 10.93</u>	4.6	\$ 47,782

The aggregate intrinsic value in the table above represents the total pre-tax intrinsic value (the difference between the Company's average stock price during 2008 and the exercise price, multiplied by the number of in-the-money options) that would have been received by the option holders had all option holders exercised their options on December 31, 2008. This amount changes based on the fair market value of the Company's stock. The total intrinsic value of options exercised during the years ended December 31, 2008, 2007, and 2006 was \$19.1 million, \$49.1 million, and \$44.8 million, respectively.

The weighted average fair value of options granted during 2008, 2007, and 2006 was \$7.68, \$8.70, and \$5.09 per option, respectively, based on the estimated fair value using the Black-Scholes option-pricing model. The fair value of each option grant is estimated on the date of grant using the Black-Scholes option-pricing model with the following weighted average assumptions:

	2008	2007	2006
Expected dividend yield	0.0%	0.0%	0.0%
Expected stock price volatility	26.1%	25.4%	25.2%
Risk-free interest rate	3.0%	4.7%	4.7%
Expected life of options	5 years	5 years	6 years

The Company estimates expected stock price volatility based on actual historical changes in the market value of the Company's stock. The risk-free interest rate is based on the U.S. Treasury yield with a term that is consistent with the expected life of the stock options. The expected life of stock options is based on the Company's historical experience and is calculated separately for groups of employees that have similar historical exercise behavior.

Nonvested stock option transactions relating to the Company's non-qualified stock option plans as of December 31, 2008 and changes during the year ended December 31, 2008 are summarized below (in thousands, except exercise prices):

	Number of options	Weighted average grant date fair value
Nonvested at December 31, 2007	969	\$ 6.86
Granted	671	\$ 7.68
Cancelled	(43)	\$ 7.12
Vested	<u>(437)</u>	<u>\$ 5.03</u>
Nonvested at December 31, 2008	<u>1,160</u>	<u>\$ 7.30</u>

As of December 31, 2008, the Company had \$4.8 million of total unrecognized compensation cost related to stock options that is expected to be recognized over a remaining weighted-average period of 2.0 years.

At the Company's 2007 annual meeting of stockholders held in May 2007, the Company's stockholders approved the 2008 Stock Incentive Plan that authorizes the issuance of new awards in respect of an aggregate of up to 6.0 million shares. In addition, during the 2003 annual meeting the stockholders approved the adoption of the Company's Non-Employee Directors' Compensation Plan, authorizing the Company to issue up to 225,000 shares of common stock pursuant to the plan. These changes were made in order to provide the Company with adequate means to retain and attract quality directors, officers and key employees through the granting of equity incentives. As of December 31, 2008, the Company had 4.5 million shares available for issuance under the 2008 Stock Incentive Plan and 0.2 million shares available for issuance under the Non-Employee Directors' Compensation Plan. The Company also had 0.1 million shares available for issuance under its Amended and Restated 2000 Stock Incentive Plan.

15. EARNINGS PER SHARE

In accordance with Statement of Financial Accounting Standards No. 128, "Earnings Per Share" ("SFAS 128"), basic earnings per share is computed by dividing net income available to common stockholders by the weighted average number of common shares outstanding during the year. Diluted earnings per share reflects the potential dilution that could occur if securities or other contracts to issue common stock were exercised or converted into common stock or resulted in the issuance of common stock that then shared in the earnings of the entity. For the Company, diluted earnings per share is computed by dividing net income available to common stockholders as adjusted, by the weighted average number of common shares after considering the additional dilution related to restricted common stock plans, stock options, and warrants.

A reconciliation of the numerator and denominator of the basic earnings per share computation to the numerator and denominator of the diluted earnings per share computation is as follows (in thousands, except per share data):

	For the Years Ended December 31,		
	2008	2007	2006
NUMERATOR			
Basic:			
Income from continuing operations	\$ 151,964	\$ 132,806	\$ 104,369
Income (loss) from discontinued operations, net of taxes	(1,023)	567	870
Net income	<u>\$ 150,941</u>	<u>\$ 133,373</u>	<u>\$ 105,239</u>
Diluted:			
Income from continuing operations	\$ 151,964	\$ 132,806	\$ 104,369
Income (loss) from discontinued operations, net of taxes	(1,023)	567	870
Diluted net income	<u>\$ 150,941</u>	<u>\$ 133,373</u>	<u>\$ 105,239</u>
DENOMINATOR			
Basic:			
Weighted average common shares outstanding	<u>124,464</u>	<u>122,553</u>	<u>119,714</u>
Diluted:			
Weighted average common shares outstanding	124,464	122,553	119,714
Effect of dilutive securities:			
Stock options and warrants	1,536	2,480	3,018
Restricted stock-based compensation	250	348	326
Weighted average shares and assumed conversions	<u>126,250</u>	<u>125,381</u>	<u>123,058</u>
BASIC EARNINGS PER SHARE:			
Income from continuing operations	\$ 1.22	\$ 1.08	\$ 0.87
Income (loss) from discontinued operations, net of taxes	(0.01)	0.01	0.01
Net income	<u>\$ 1.21</u>	<u>\$ 1.09</u>	<u>\$ 0.88</u>
DILUTED EARNINGS PER SHARE:			
Income from continuing operations	\$ 1.21	\$ 1.06	\$ 0.85
Income (loss) from discontinued operations, net of taxes	(0.01)	-	0.01
Net income	<u>\$ 1.20</u>	<u>\$ 1.06</u>	<u>\$ 0.86</u>

16. COMMITMENTS AND CONTINGENCIES

Legal Proceedings

General. The nature of the Company's business results in claims and litigation alleging that it is liable for damages arising from the conduct of its employees, inmates, or others. The nature of such claims include, but is not limited to, claims arising from employee or inmate misconduct, medical malpractice, employment matters, property loss, contractual claims, and personal injury or other damages resulting from contact with the Company's facilities, personnel or prisoners, including damages arising from a prisoner's escape or from a disturbance or riot at a facility. The Company maintains insurance to cover many of these claims, which may mitigate the risk that any single claim would have a material effect on the Company's consolidated financial position, results of operations, or cash flows, provided the claim is one for which coverage is available. The combination of self-insured retentions and deductible amounts means that, in the aggregate, the Company is subject to substantial self-insurance risk.

The Company records litigation reserves related to certain matters for which it is probable that a loss has been incurred and the range of such loss can be estimated. Based upon management's review of the potential claims and outstanding litigation and based upon management's experience and history of estimating losses, management believes a loss in excess of amounts already recognized would not be material to the Company's financial statements. In the opinion of management, there are no pending legal proceedings that would have a material effect on the Company's consolidated financial position, results of operations, or cash flows. Any receivable for insurance recoveries is recorded separately from the corresponding litigation reserve, and only if recovery is determined to be probable. Adversarial proceedings and litigation are, however, subject to inherent uncertainties, and unfavorable decisions and rulings could occur which could have a material adverse impact on the Company's consolidated financial position, results of operations, or cash flows for the period in which such decisions or rulings occur, or future periods. Expenses associated with legal proceedings may also fluctuate from quarter to quarter based on changes in the Company's assumptions, new developments, or by the effectiveness of the Company's litigation and settlement strategies.

Insurance Contingencies

Each of the Company's management contracts and the statutes of certain states require the maintenance of insurance. The Company maintains various insurance policies including employee health, workers' compensation, automobile liability, and general liability insurance. These policies are fixed premium policies with various deductible amounts that are self-funded by the Company. Reserves are provided for estimated incurred claims for which it is probable that a loss has been incurred and the range of such loss can be estimated.

Guarantees

Hardeman County Correctional Facilities Corporation ("HCCFC") is a nonprofit, mutual benefit corporation organized under the Tennessee Nonprofit Corporation Act to purchase, construct, improve, equip, finance, own and manage a detention facility located in Hardeman County, Tennessee. HCCFC was created as an instrumentality of Hardeman County to implement the County's incarceration agreement with the state of Tennessee to house certain inmates.

During 1997, HCCFC issued \$72.7 million of revenue bonds, which were primarily used for the construction of a 2,016-bed medium security correctional facility. In addition, HCCFC entered into a construction and management agreement with the Company in order to assure the timely and coordinated acquisition, construction, development, marketing and operation of the correctional facility.

HCCFC leases the correctional facility to Hardeman County in exchange for all revenue from the operation of the facility. HCCFC has, in turn, entered into a management agreement with the Company for the correctional facility.

In connection with the issuance of the revenue bonds, the Company is obligated, under a debt service deficit agreement, to pay the trustee of the bond's trust indenture (the "Trustee") amounts necessary to pay any debt service deficits consisting of principal and interest requirements (outstanding principal balance of \$45.3 million at December 31, 2008 plus future interest payments), if there is any default. In addition, in the event the state of Tennessee, which is currently utilizing the facility to house certain inmates, exercises its option to purchase the correctional facility, the Company is also obligated to pay the difference between principal and interest owed on the bonds on the date set for the redemption of the bonds and amounts paid by the state of Tennessee for the facility plus all other funds on deposit with the Trustee and available for redemption of the bonds. Ownership of the facility reverts to the state of Tennessee in 2017 at no cost. Therefore, the Company does not currently believe the state of Tennessee will exercise its option to purchase the facility. At December 31, 2008, the outstanding principal balance of the bonds exceeded the purchase price option by \$12.0 million.

Retirement Plan

All employees of the Company are eligible to participate in the Corrections Corporation of America 401(k) Savings and Retirement Plan (the "Plan") upon reaching age 18 and completing one year of qualified service. Eligible employees may contribute up to 90% of their eligible compensation subject to IRS limitations. For the years ended December 31, 2008, 2007, and 2006, the Company provided a discretionary matching contribution equal to 100% of the employee's contributions up to 5% of the employee's eligible compensation to employees with at least one thousand hours of employment in the plan year, and who were employed by the Company on the last day of the plan year. Employer contributions and investment earnings or losses thereon become vested 20% after two years of service, 40% after three years of service, 80% after four years of service, and 100% after five or more years of service.

During the years ended December 31, 2008, 2007, and 2006, the Company's discretionary contributions to the Plan, net of forfeitures, were \$8.3 million, \$8.2 million, and \$7.5 million, respectively.

Deferred Compensation Plans

During 2002, the compensation committee of the board of directors approved the Company's adoption of two non-qualified deferred compensation plans (the "Deferred Compensation Plans") for non-employee directors and for certain senior executives. The Deferred Compensation Plans are unfunded plans maintained for the purpose of providing the Company's directors and certain of its senior executives the opportunity to defer a portion of their compensation. Under the terms of the Deferred Compensation Plans, certain senior executives may elect to contribute on a pre-tax basis up to 50% of their base salary and up to 100% of their cash bonus, and non-employee directors may elect to contribute on a pre-tax basis up to 100% of their director retainer and meeting fees. During the years ended December 31, 2008, 2007, and 2006, the Company matched 100% of employee contributions up to 5% of total cash compensation. The Company also contributes a fixed rate of return on balances in the Deferred Compensation Plans, determined at the beginning of each plan year. Matching contributions and investment earnings thereon vest over a three-year period from the date of each contribution. Vesting provisions of the Plan were amended effective January 1, 2005 to conform with the vesting provisions of the Company's 401(k) Plan for all matching contributions beginning in 2005. Distributions are generally payable no earlier than five years subsequent to the date an individual becomes a participant in the Plan, or upon termination of employment (or the date a director ceases to serve as a director of the Company), at the election of the participant, but not later than the fifteenth day of the month following the month the individual attains age 65.

During 2008, 2007 and 2006, the Company provided a fixed return of 7.5% for each year to participants in the Deferred Compensation Plans. The Company has purchased life insurance policies on the lives of certain employees of the Company, which are intended to fund distributions from the Deferred Compensation Plans. The Company is the sole beneficiary of such policies. At the inception of the Deferred Compensation Plans, the Company established an irrevocable Rabbi Trust to secure the plans' obligations. However, assets in the Deferred Compensation Plans are subject to creditor claims in the event of bankruptcy. During 2008, 2007 and 2006, the Company recorded \$385,000, \$365,000 and \$256,000, respectively, of matching contributions as general and administrative expense associated with the Deferred Compensation Plans. As of December 31, 2008 and 2007, the Company's liability related to the Deferred Compensation Plans was \$7.0 million and \$5.1 million, respectively, which was reflected in accounts payable and accrued expenses and other liabilities in the accompanying balance sheets.

Employment and Severance Agreements

The Company currently has employment agreements with several of its executive officers, which provide for the payment of certain severance amounts upon termination of employment under certain circumstances or a change of control, as defined in the agreements.

17. SEGMENT REPORTING

As of December 31, 2008, the Company owned and managed 43 correctional and detention facilities, and managed 22 correctional and detention facilities it does not own. Management views the Company's operating results in two reportable segments: owned and managed correctional and detention facilities and managed-only correctional and detention facilities. The accounting policies of the reportable segments are the same as those described in Note 2. Owned and managed facilities include the operating results of those facilities owned and managed by the Company. Managed-only facilities include the operating results of those facilities owned by a third party and managed by the Company. The Company measures the operating performance of each facility within the above two reportable segments, without differentiation, based on facility contribution. The Company defines facility contribution as a facility's operating income or loss from operations before interest, taxes, goodwill impairment, depreciation and amortization. Since each of the Company's facilities within the two reportable segments exhibit similar economic characteristics, provide similar services to governmental agencies, and operate under a similar set of operating procedures and regulatory guidelines, the facilities within the identified segments have been aggregated and reported as one reportable segment.

The revenue and facility contribution for the reportable segments and a reconciliation to the Company's operating income is as follows for the three years ended December 31, 2008, 2007, and 2006 (in thousands):

	For the Years Ended December 31,		
	2008	2007	2006
Revenue:			
Owned and managed	\$ 1,229,339	\$ 1,091,233	\$ 953,910
Managed-only	357,723	345,052	329,894
Total management revenue	<u>1,587,062</u>	<u>1,436,285</u>	<u>1,283,804</u>
Operating expenses:			
Owned and managed	798,147	718,155	646,467
Managed-only	306,449	295,536	280,682
Total operating expenses	<u>1,104,596</u>	<u>1,013,691</u>	<u>927,149</u>
Facility contribution:			
Owned and managed	431,192	373,078	307,443
Managed-only	51,274	49,516	49,212
Total facility contribution	<u>482,466</u>	<u>422,594</u>	<u>356,655</u>
Other revenue (expense):			
Rental and other revenue	11,844	20,028	19,577
Other operating expense	(19,406)	(22,396)	(20,797)
General and administrative expense	(80,308)	(74,399)	(63,593)
Depreciation and amortization	(90,809)	(78,539)	(67,323)
Goodwill impairment	-	(554)	-
Operating income	<u>\$ 303,787</u>	<u>\$ 266,734</u>	<u>\$ 224,519</u>

The following table summarizes capital expenditures for the reportable segments for the years ended December 31, 2008, 2007, and 2006 (in thousands):

	For the Years Ended December 31,		
	2008	2007	2006
Capital expenditures:			
Owned and managed	\$ 465,235	\$ 344,287	\$ 126,819
Managed-only	4,616	10,888	19,617
Corporate and other	12,239	17,838	19,656
Discontinued operations	123	149	319
Total capital expenditures	\$ 482,213	\$ 373,162	\$ 166,411

The assets for the reportable segments are as follows (in thousands):

	December 31,	
	2008	2007
Assets:		
Owned and managed	\$ 2,582,485	\$ 2,161,332
Managed-only	115,290	116,349
Corporate and other	172,102	202,194
Discontinued operations	1,497	5,865
Total assets	\$ 2,871,374	\$ 2,485,740

18. SUBSEQUENT EVENTS

During February 2009, the Company issued 319,896 shares of restricted common stock and common stock units to certain of the Company's employees, with an aggregate value of \$3.4 million. Unless earlier vested under the terms of the restricted stock unit agreement, 187,006 restricted stock units were issued to officers and executive officers and are subject to vesting over a three year period based upon satisfaction of certain performance criteria for the fiscal years ending December 31, 2009, 2010 and 2011. No more than one third of such restricted stock units may vest in the first performance period; however, the performance criteria are cumulative for the three year period. Any restricted stock units that become vested will be settled in shares of the Company's common stock. Unless earlier vested under the terms of the restricted stock agreements, 132,890 shares of restricted stock issued to certain other employees of the Company vest during 2012.

19. SELECTED QUARTERLY FINANCIAL INFORMATION (UNAUDITED)

Selected quarterly financial information for each of the quarters in the years ended December 31, 2008 and 2007 is as follows (in thousands, except per share data):

	March 31, 2008	June 30, 2008	September 30, 2008	December 31, 2008
Revenue (1)	\$ 383,043	\$ 394,025	\$ 407,464	\$ 414,374
Operating income (1)	70,530	74,837	75,136	83,284
Loss from discontinued operations, net of taxes (1)	(20)	(238)	(340)	(425)
Net income	34,998	37,527	37,891	40,525
Basic earnings per share:				
Net income	\$ 0.28	\$ 0.30	\$ 0.30	\$ 0.32
Diluted earnings per share:				
Net income	\$ 0.28	\$ 0.30	\$ 0.30	\$ 0.32

(1) The amounts presented for the first three quarters of 2008 are not equal to the same amounts previously reported in Form 10-Q for each period as a result of discontinued operations. Below is reconciliation to the amounts previously reported in Form 10-Q:

	March 31, 2008	June 30, 2008	September 30, 2008
Total revenue previously reported	\$ 388,360	\$ 399,616	\$ 411,885
Discontinued operations	(5,317)	(5,591)	(4,421)
Revised total revenue	<u>\$ 383,043</u>	<u>\$ 394,025</u>	<u>\$ 407,464</u>
Operating income previously reported	\$ 70,101	\$ 74,436	\$ 74,856
Discontinued operations	429	401	280
Revised operating income	<u>\$ 70,530</u>	<u>\$ 74,837</u>	<u>\$ 75,136</u>
Income (loss) from discontinued operations, net of taxes	\$ 241	\$ -	\$ (200)
Additional discontinued operations subsequent to the respective reporting period	(261)	(238)	(140)
Revised loss from discontinued operations, net of taxes	<u>\$ (20)</u>	<u>\$ (238)</u>	<u>\$ (340)</u>

	March 31, 2007	June 30, 2007	September 30, 2007	December 31, 2007
Revenue (2)	\$ 345,263	\$ 356,808	\$ 373,428	\$ 380,814
Operating income (2)	66,018	65,259	65,712	69,745
Income (loss) from discontinued operations, net of taxes (2)	111	325	499	(368)
Net income	32,570	32,602	33,255	34,946
Basic earnings per share: Net income	\$ 0.27	\$ 0.27	\$ 0.27	\$ 0.28
Diluted earnings per share: Net income	\$ 0.26	\$ 0.26	\$ 0.26	\$ 0.28

(2) The amounts presented for the four quarters of 2007 are not equal to the same amounts previously reported in the respective reports on Form 10-Q and Form 10-K for each period as a result of discontinued operations. Below is reconciliation to the amounts previously reported:

	March 31, 2007	June 30, 2007	September 30, 2007	December 31, 2007
Total revenue previously reported	\$ 350,536	\$ 362,770	\$ 378,256	\$ 386,384
Discontinued operations	(5,273)	(5,962)	(4,828)	(5,570)
Revised total revenue	<u>\$ 345,263</u>	<u>\$ 356,808</u>	<u>\$ 373,428</u>	<u>\$ 380,814</u>
Operating income previously reported	\$ 65,863	\$ 65,786	\$ 66,370	\$ 68,794
Discontinued operations	155	(527)	(658)	951
Revised operating income	<u>\$ 66,018</u>	<u>\$ 65,259</u>	<u>\$ 65,712</u>	<u>\$ 69,745</u>
Income from discontinued operations, net of taxes	\$ 208	\$ -	\$ 104	\$ 226
Additional discontinued operations subsequent to the respective reporting period	(97)	325	395	(594)
Revised income (loss) from discontinued operations, net of taxes	<u>\$ 111</u>	<u>\$ 325</u>	<u>\$ 499</u>	<u>\$ (368)</u>



CORRECTIONS CORPORATION OF AMERICA

Corporate Office

Corrections Corporation of America
10 Burton Hills Boulevard
Nashville, TN 37215
(615) 263-3000
Website: www.correctionscorp.com